

Zamboanga Displacement Response

HOME-BASED IDP PROFILING

Final Analysis, December 2014



Protection Cluster
Philippines



Table of Content

- Scope and Methodology
- Profiling Reach
- Key Findings
 - Demographics
 - Displacement
 - Housing, Land and Property
 - Civil Documentation
 - Durable Solutions
 - Access to Information
- Summary of Findings
- Recommendations

Scope and Methodology

COVERAGE: The profiling exercise covered the “home-based” IDPs, (IDPs that are being provided shelter and basic protection by another family not living in an evacuation center or transit location identified by the city authorities). The profiling was conducted in 21 barangays identified with the most number of home-based IDPs. The current City Social Welfare and Development Office (CSWDO) master list and previous registration was used to help identify IDPs.

DATA COLLECTION METHOD: This profiling is a household level survey with the family as the unit of measurement. It attempts to identify all home-based IDPs not living in government established evacuation centers that are still in need of a durable solution. The data collection method was made through a one-on-one interview with the head of the family and the data entry was made digitally through an Open Data Kit software.

COORDINATION: In May 2014 the Sec of DSWD requested UNHCR to support the CSWD in profiling all IDPs in and outside of evacuation centers to ensure no IDP was left without the government support. The current list of IDPs was obtained from the CSWDO to serve as a starting reference point. In coordination with the city social welfare office, a questionnaire was developed and profiling of IDPs was made in agreed locations barangays after an information campaign was made informing IDPs in the communities. UNHCR’s partner, UNPHIL, identified enumerators through a local NGO to assist with and speed up the profiling.



Profiling Reach

IDP Profiling Final Findings

- The City Social Welfare and Development Office (CSWDO) provided a list of IDPs who are considered home-based. A total of 1,878 families (8,745 persons) have been listed.
- The home-based profiling covered 7,253 families (37,491 persons). Of this figure, 5,231 families (26,209 persons) have already returned to their habitual residences. The remaining 2,022 families (11,282 persons) are the confirmed IDPs staying with host families.
- Out of the confirmed home-based families (2,022), only 179 families have matched with the CSWDO list and 1,080 with the DSWD original masterlist. This result reveals that there are 1,843 families that were not included in the list of which 1,080 were dropped from the DSWD's original masterlist (27,160 families).

Graph 1: Assessment Reach

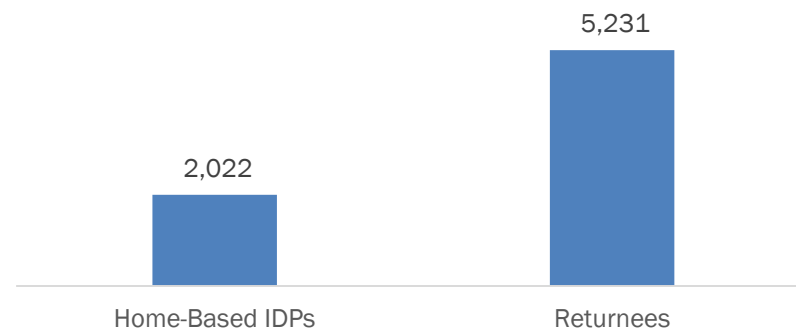
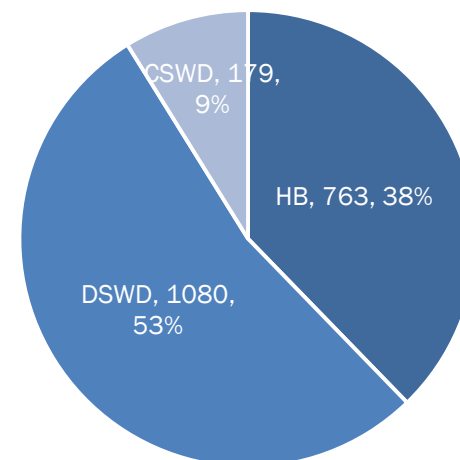
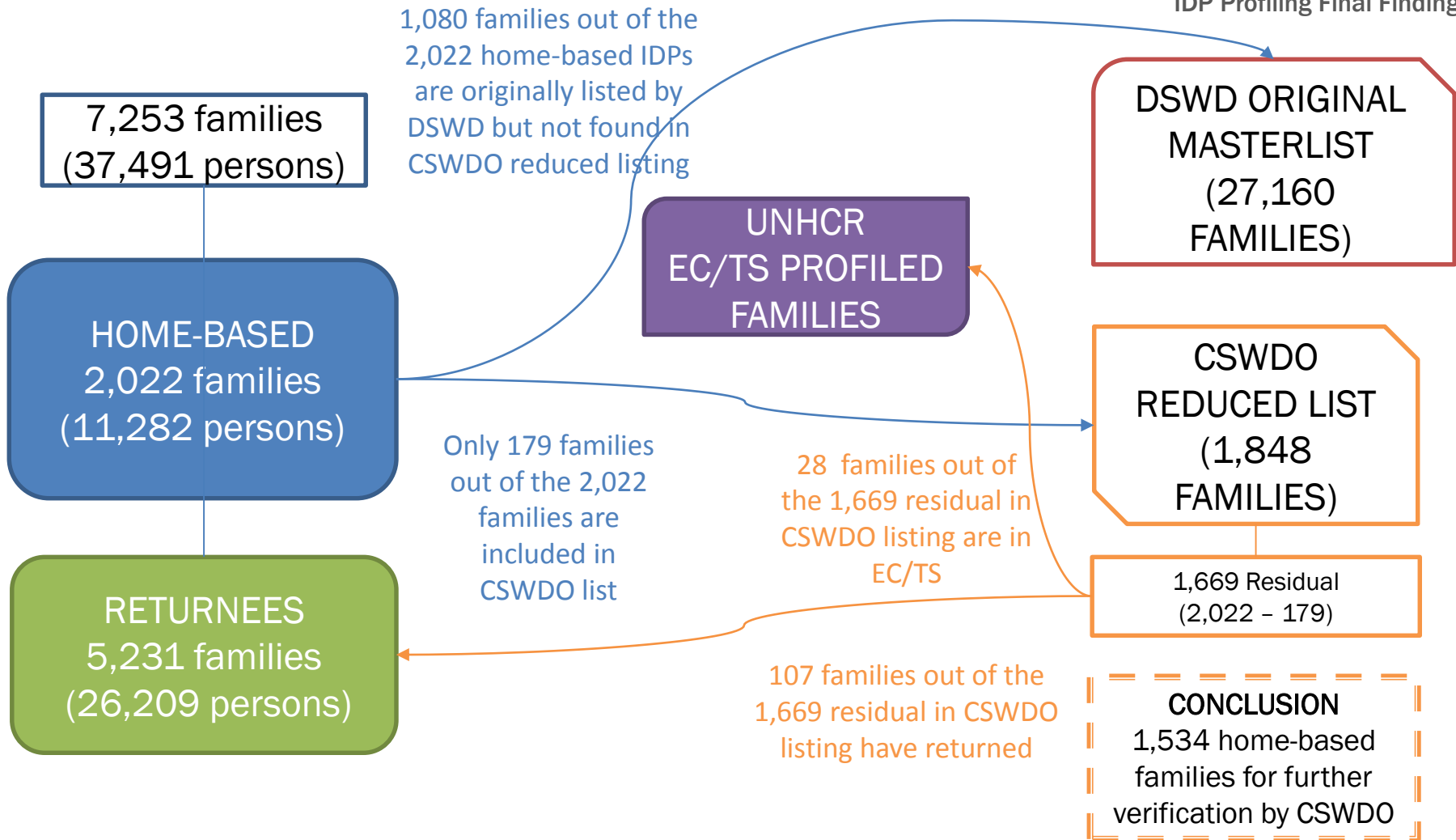


Chart 1: % profiled IDPs who match with DSWD or CSWDO lists



Crossmatching

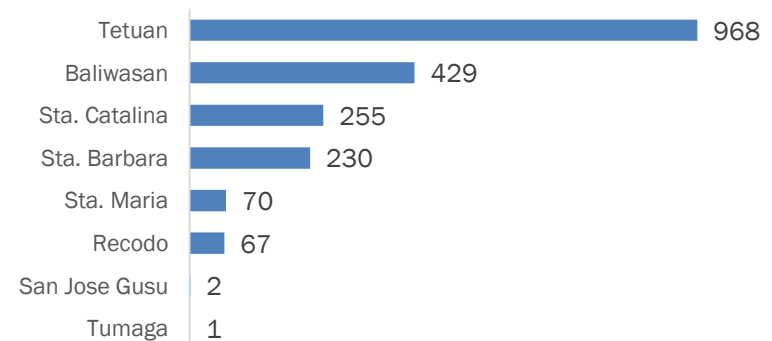
IDP Profiling Final Findings



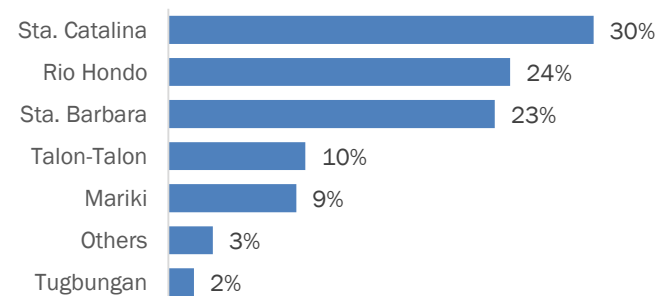
Profiling Reach

- Most of the home-based IDPs were identified in Tetuan District from barangays Sta. Catalina, Talon-Talon, Rio Hondo, Sta. Barbara, Mariki and Tugbunga.
- The majority (77%) of the assessed home-based IDP families come from the conflict-affected areas, which is considered as ‘ground zero’ areas. Large parts of these barangays still remain with serious damage that has hindered IDPs from returning to their previous residences or they have been declared as no return areas by the city authorities (see Housing, Land and Property below).

Graph 2: Number of assessed families per profiling location



Graph 3: Habitual residences of assessed families

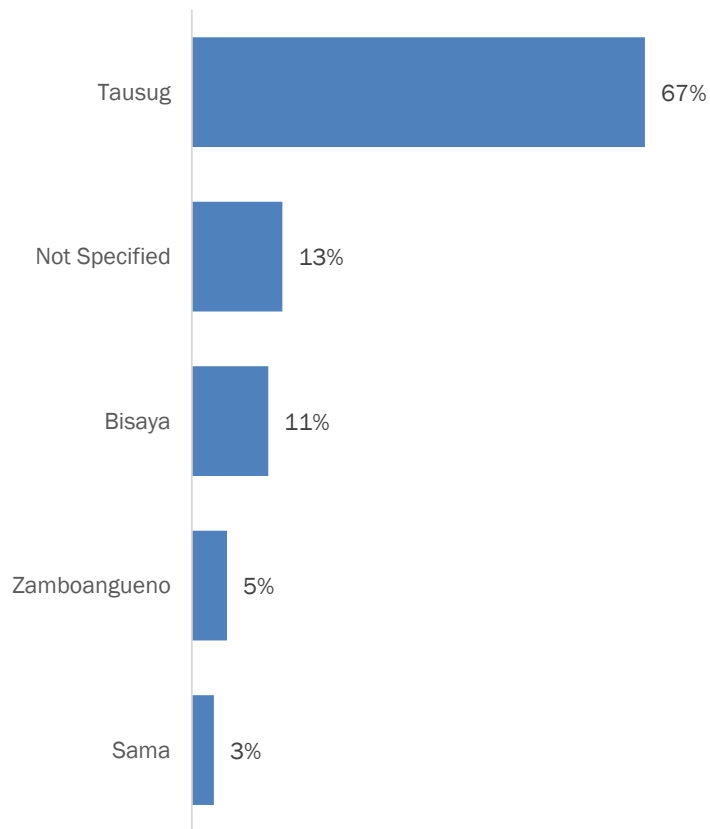


Key Findings: Demographics

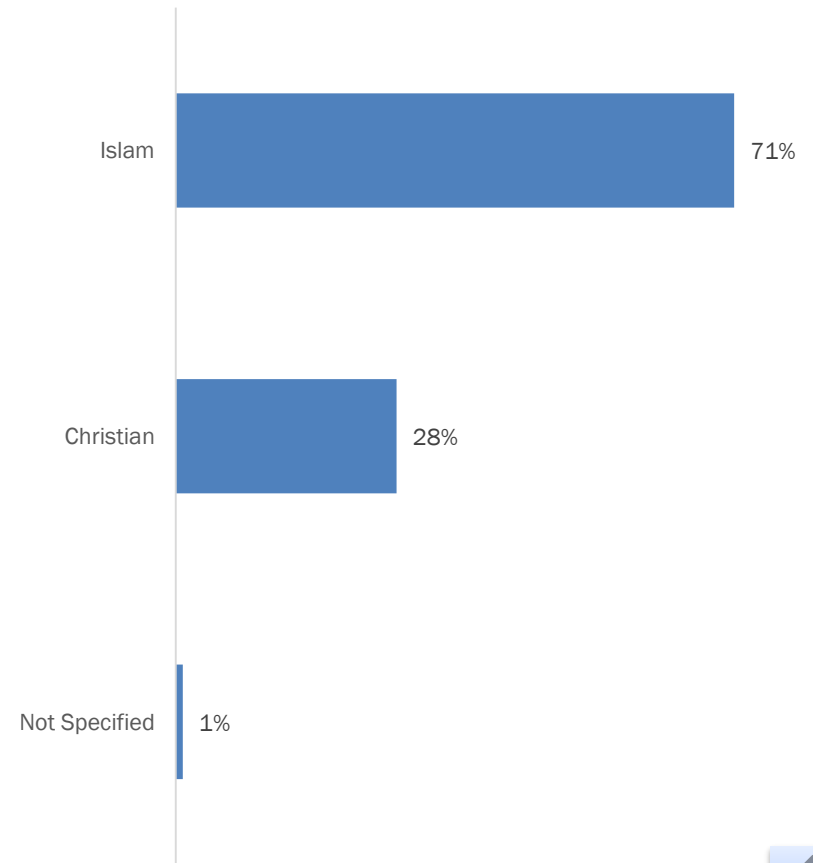
- A large number (67% or 1,354) assessed home-based IDP families are members of the Tausug tribe, one of the Moro minority groups and are considered part of the most vulnerable population prior the conflict. The rest are from Bisaya, Zamboangueno and Sama population (see *Graph 4*). The Tausug and Sama are predominantly Muslims which together comprise 71% of the home-based IDPs identified (see *Graph 5*).
- Similar to the IDPs profiled in evacuation centers and transitory sites, children compose about half of the profiled home-based IDPs (47% or 7,265 persons). Children which include infants and teenagers remain the most vulnerable population (see UNICEF SAM report, where more than half of children from 2 years old and above are considered malnourished).
- Almost a tenth (6% or 1,016) of the total profiled home-based IDPs are persons with specific needs (see *Graph 7*).
- Similar to the displaced families living in evacuation centers and those provided transit shelters, the majority of home-based IDPs are composed mainly of the minority Moro population, and of these, the largest single group is the Tausug. Different from IDPs identified in evacuation centers and in transit shelters, there are also a significant number of home-based IDPs (28%) that are Christian, including Zamboangueno and Bisayan or persons who identify themselves as “others”.
- These results indicate that amongst the minority population, the Tausug of Zamboanga have strong community links that have been able to provide support for other Tausug families.

Demographics

Graph 4: Ethnicity composition of assessed home-based IDPs

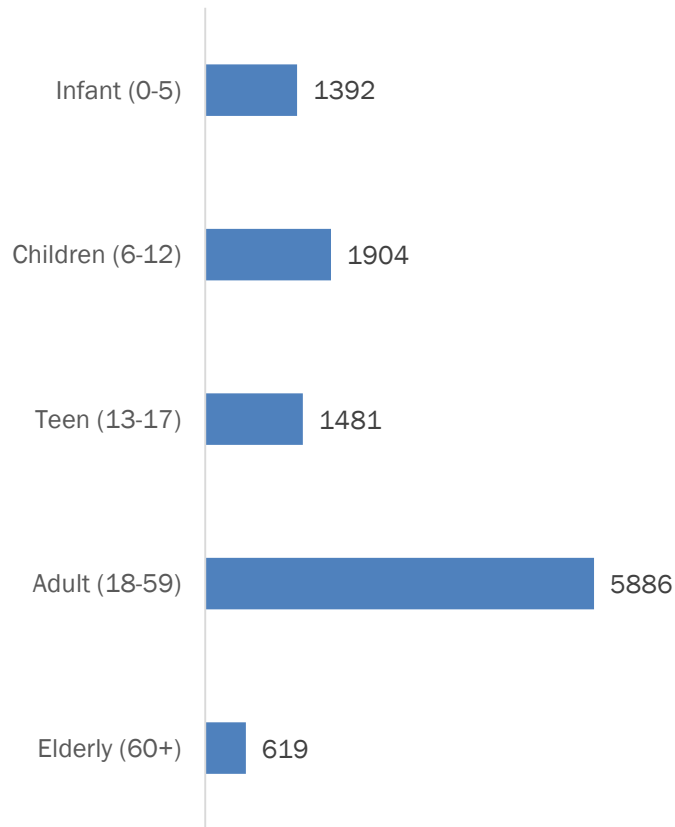


Graph 5: Religion of assessed home-based IDPs

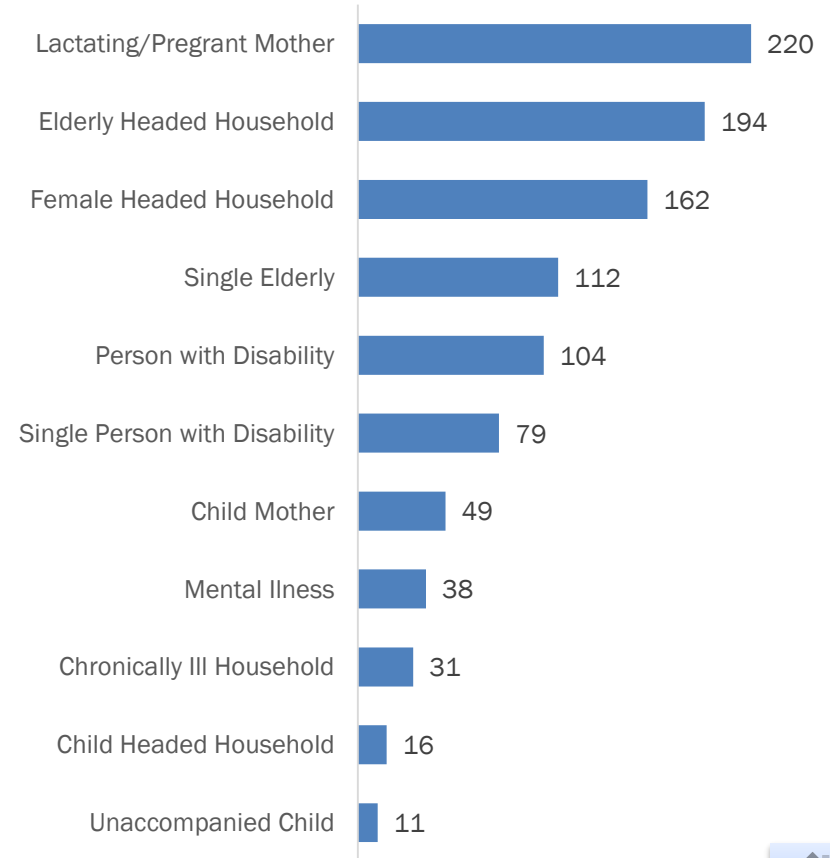


Demographics

Graph 6: Age breakdown of the assessed home-based IDPs



Graph 7: Types of persons with specific needs



Key Findings: Displacement

IDP Profiling Final Findings

- Home-based IDPs expressed safety and security is the main reason for choosing to stay with a host family than in an evacuation center or transitory sites (see *Graph 8*). Almost half of the assessed home-based IDPs expressed that their relatives can support them. Congested evacuation centers coupled with physical insecurity and pressing health and sanitation issues were also expressed by some IDP families as reasons not to be accommodated in an evacuation center. A small number of families (16 families) expressed that they were forced to leave the evacuation centers.
- This profiling reveals that 38% of home-based IDP families are staying with their close relatives (see *Graph 9*). These close relatives include uncle and aunts, grandparents, and in-laws. A quarter of the assessed home-based IDPs said that they have no relationship at all with the host families as they are just renting the place.
- At the time of the profiling most of these IDP families had been staying with their host family for as long as 6-11 months. (see *Chart 2*). When asked, 90% of IDPs families responded that initially they planned to stay only up to six months with the host family (see *Chart 3*). They have stayed longer with their host family than they had originally thought would be necessary. The slow pace of the recovery, reconstruction and rehabilitation is a contributing factor for the prolonged stay of IDPs with host families. The prolonged stay has impacted on the willingness and commitment of some host families to further accommodate their IDP guests. *Chart 5* shows 58% of host families state that they are not willing to continue hosting IDP families.

Key Findings: Displacement

IDP Profiling Final Findings

- Host families have varied responses on accommodation of IDP families until IDPs find a durable solution outside of the host's home. While IDPs felt that 79% of host families were willing to accommodate them, conversely, from the perspective of host families, only 42% welcomed them. 90% of the IDPs expected to stay for up to 6 months with their host family, yet 62% have stayed for 7 - 11 or 12 months (see Chart 2-5). The majority of the host families did not express difficulties in hosting the IDP families, but it was revealed through the profiling that financial, food support as well as overcrowding are the three main reasons for not planning to further extend the accommodation to home-based IDPs (see Graph 10). This situation exposes these home-based displaced families to further displacement. In particular, some 400 IDP families cited financial problems (families who are tenants paying rent), demolition issues, and renovation plans as reasons why they cannot stay any longer with their current host family.
- The profiling resulted in 77% of home-based IDPs expressing shelter, healthcare and livelihood assistance as their main concerns while living with a host family (see Graph 11). The result is worth noting as it was also revealed that most of these home-based IDPs come from the conflict-affected areas where most of the burned houses were located. It could be inferred that these IDPs are really in need of shelter assistance and if they continue to be left behind from this type of support, durable solution would be much more of a challenge and prolonged displacement is likely to happen.



UNHCR
The UN Refugee Agency

Key Findings: Displacement

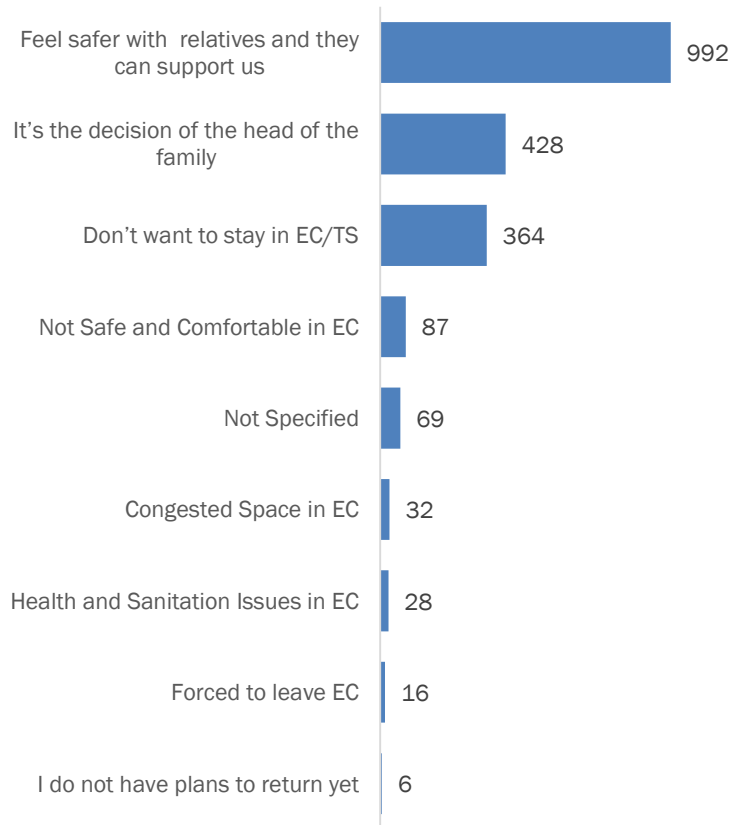
IDP Profiling Final Findings

- The assessed home-based displaced families received humanitarian assistance and have access to local authorities (see *Graph 12 and Chart 6*). However, it is noted that a year after the conflict, these families have not yet received concrete rehabilitation support.

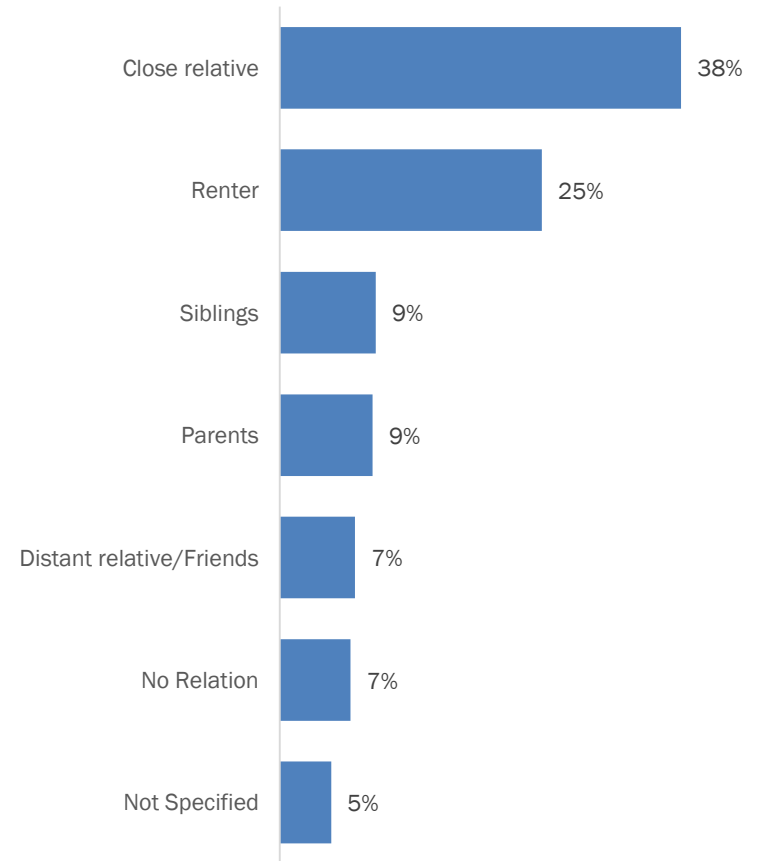


Displacement

Graph 8: Reasons for choosing to be with host families



Graph 9: Relationship to host families



Displacement

Chart 2: Length of stay of HB IDPs with host families

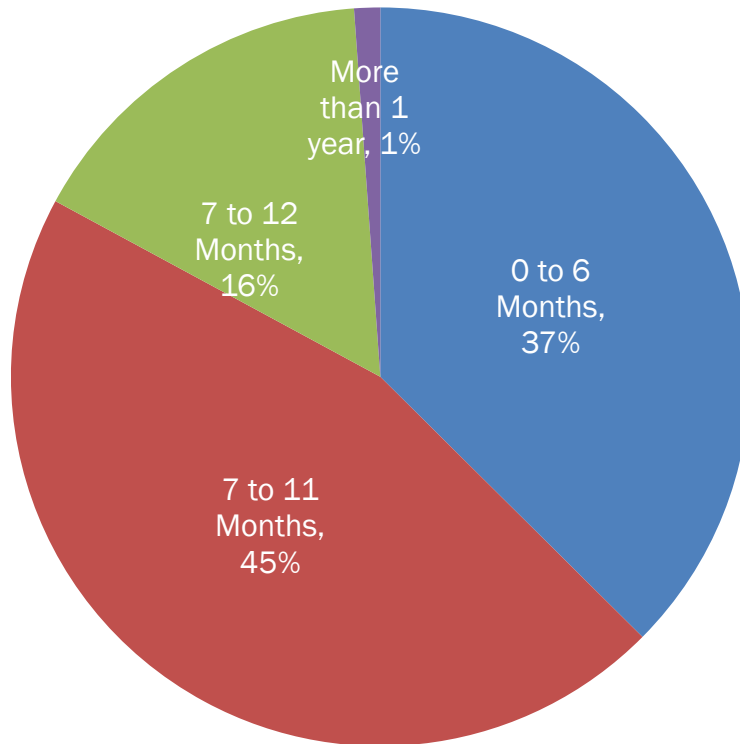
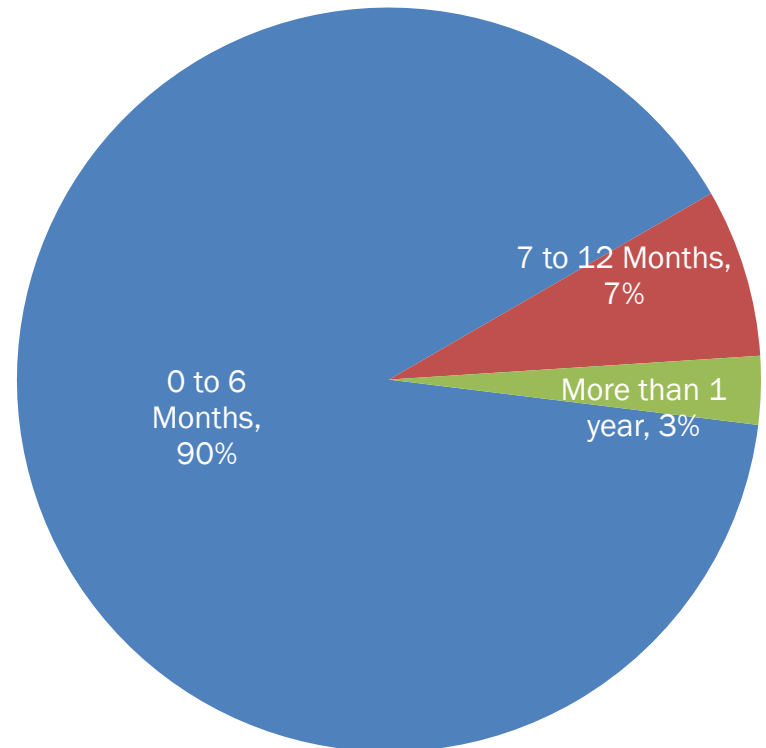


Chart 3: Planned duration of stay with host families



Displacement

Chart 4: Willingness of host families to accommodate (according to IDPs)

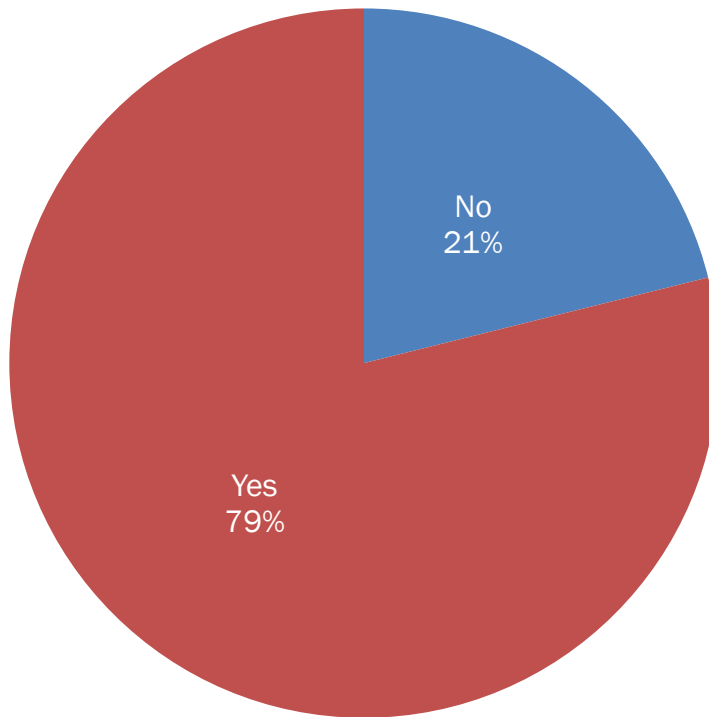
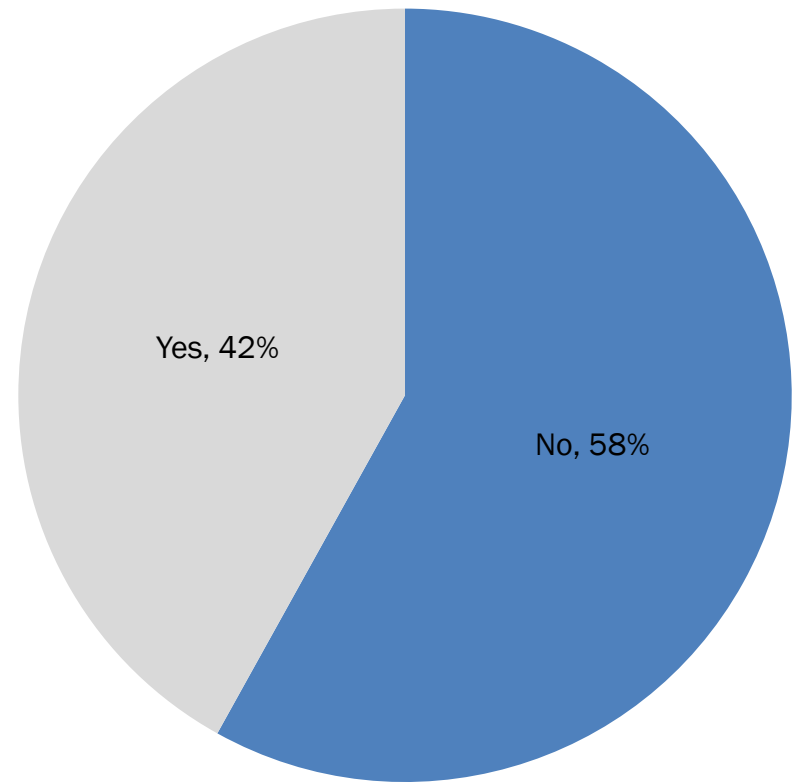
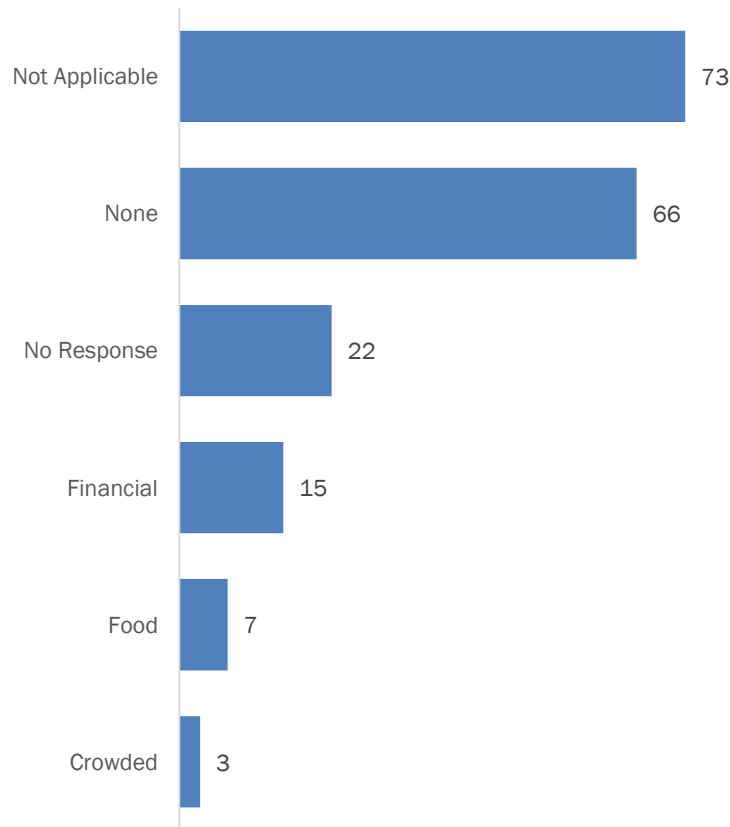


Chart 5: Willingness of host families to further accommodate IDPs (according to host families)

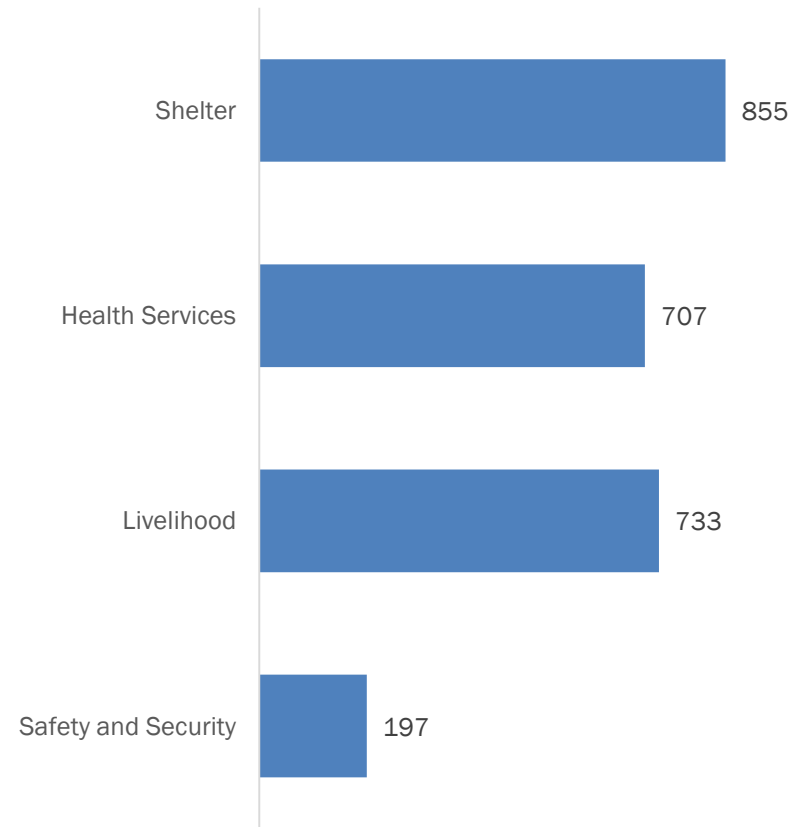


Displacement

Graph 10: Main problem being encountered by host families (according to host families)



Graph 11: Issues home-based IDPs expressed as most serious concerns they have as home-based IDPs



Displacement

Graph 12: Types of assistance received by home-based IDPs

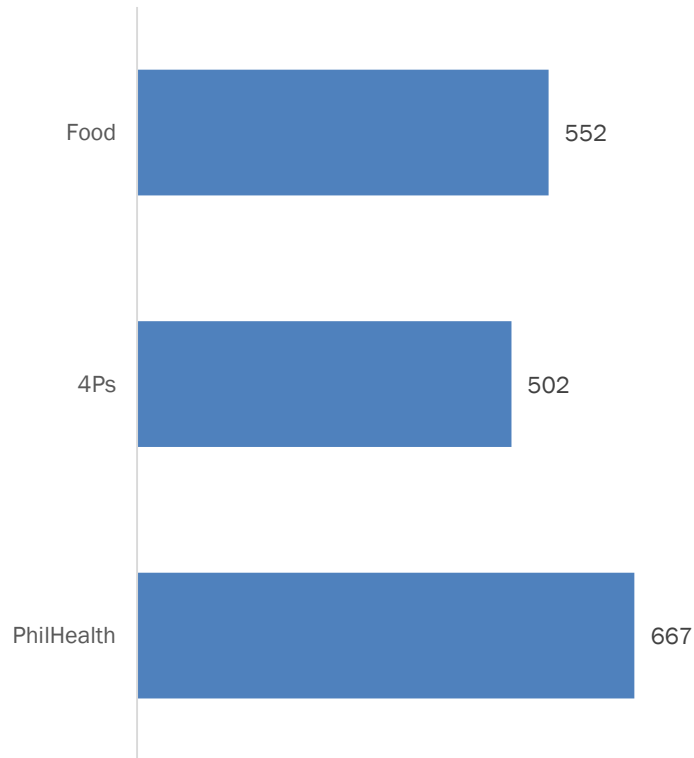
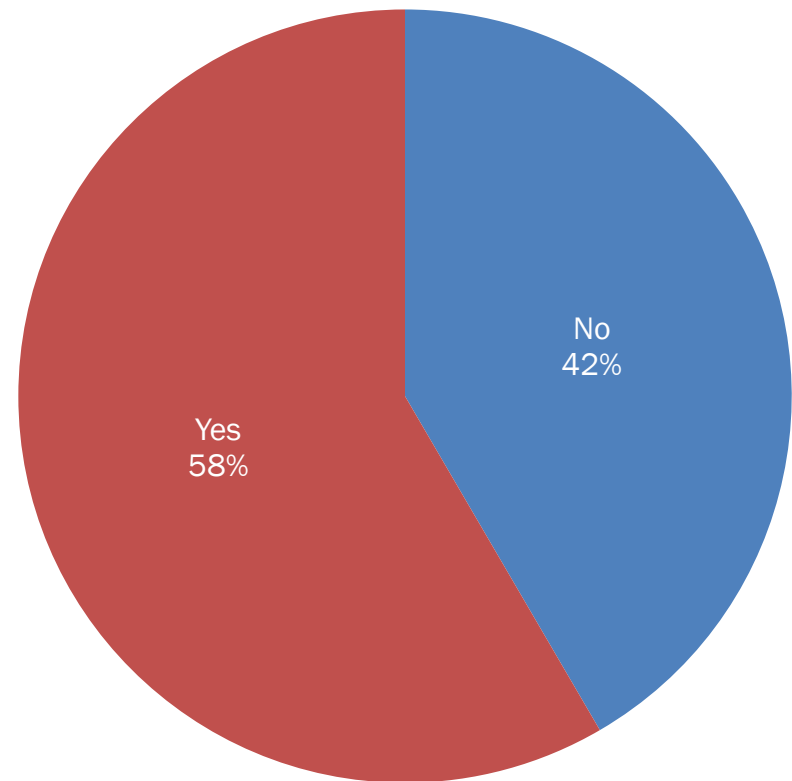


Chart 6: Access of home-based IDPs to local authorities



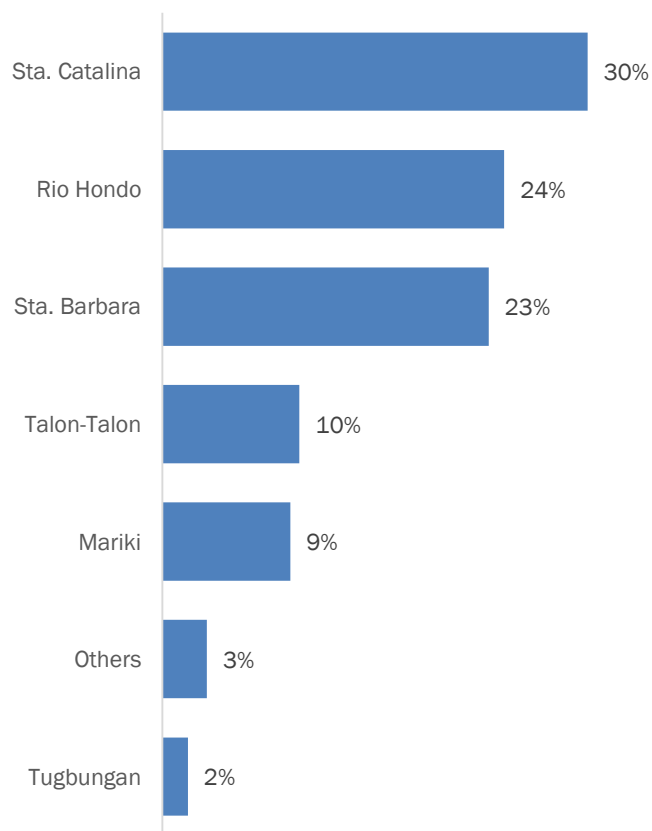


Key Findings: Housing, Land & Property

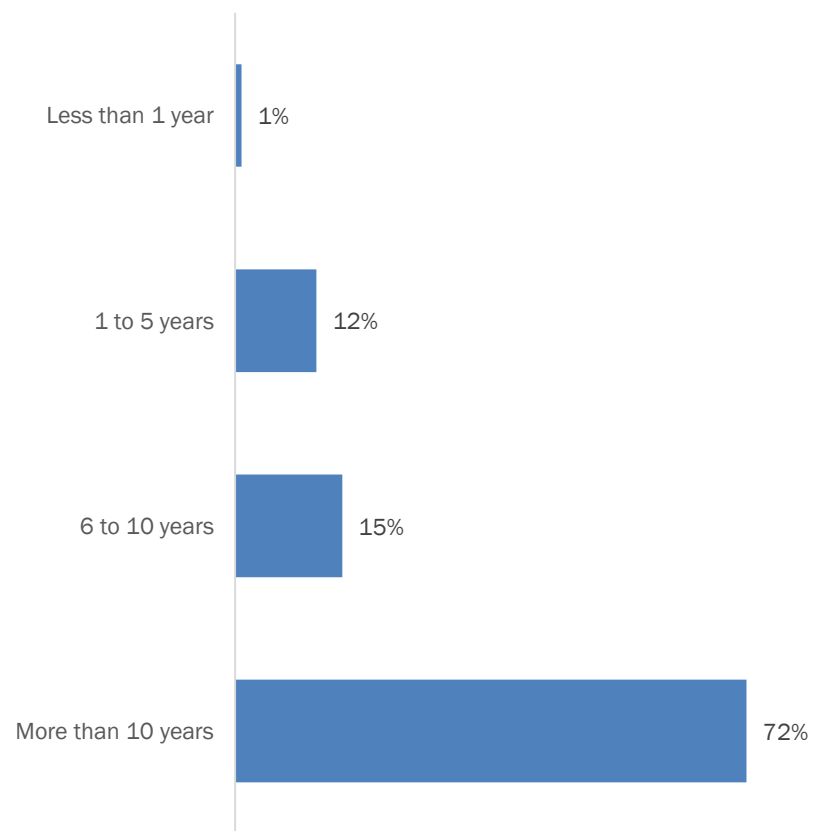
- The bulk of the remaining home-based IDPs come from the conflict-affected barangays of Sta. Barbara, Sta. Catalina, Rio Hondo and Mariki which is considered as ‘ground zero’ areas and some portions were later on declared as ‘no return areas’ and ‘no build zones’ (see *Graph 13*). The fact that most of these IDPs are now being hosted without paying rent (75%) indicates they have relatives in the community who are able to help support them.
- The large majority (72%) of the profiled home-based IDP families have been residing in their residences in Zamboanga City for more than ten years (see *Graph 14*). This establishes linkages of the IDPs to their habitual places of residence and as residents of their communities their right to return should be respected.
- Most of the assessed home-based displaced families (75%) do not own the land where they habitually resided (see *Graph 15-16*) however, these families claim to be owners of their dwellings (81%), which were either burned or completely destroyed during the conflict (see *Chart 7*).
- There are 365 home-based IDP families or 18% of the total profiled whose dwellings were totally burned stated that they were NOT registered as fire victims (see *Chart 8*).
- Comparing the results of the profiling with the IDPs in EC/TS, it was found out that there are lesser minority IDPs in host families who own land in their place of origin (see *Graph 17 and 18*). This result only shows that in terms of achieving durable solutions, these minority IDPs in host families will likely be in more difficult situation compared to those who are in EC/TS.

Housing, Land & Property

Graph 13: Habitual residences of assessed families

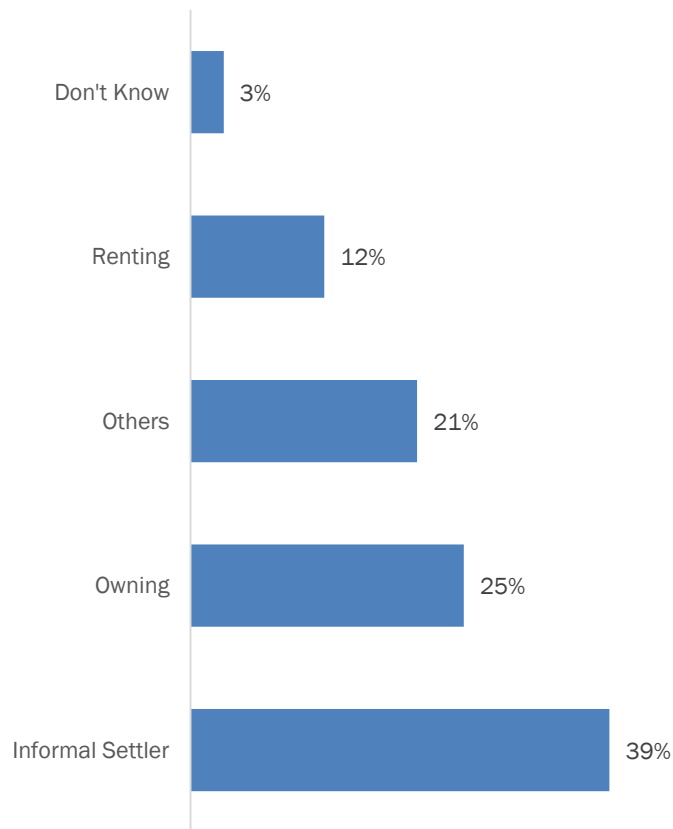


Graph 14: Length of stay of home-based IDPs in their habitual residences

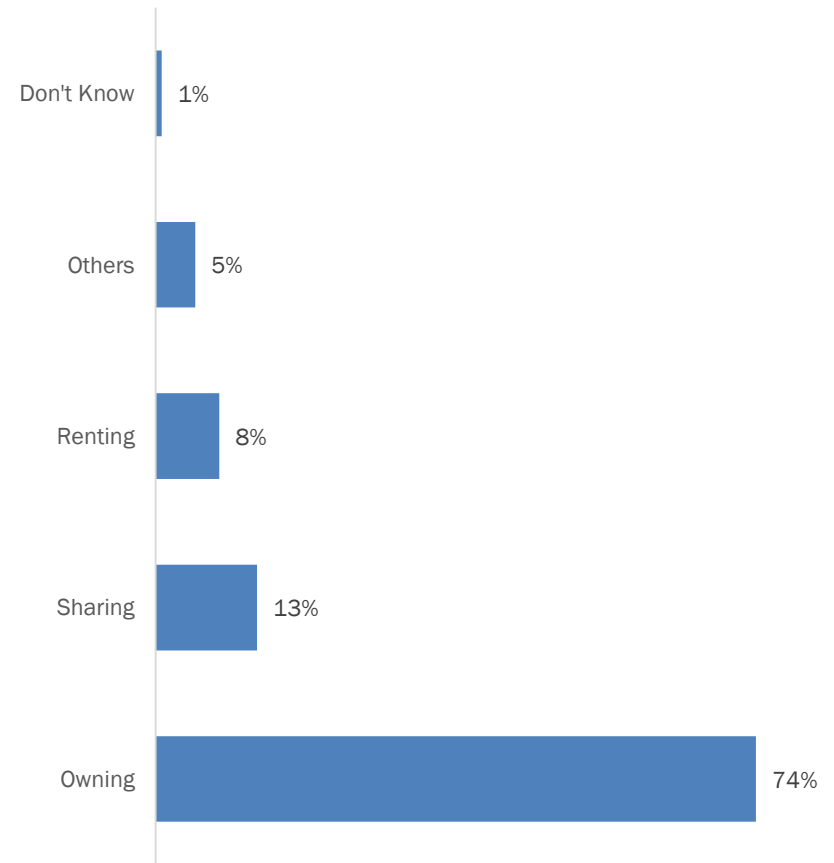


Housing, Land & Property

Graph 15: Land ownership status of home-based IDPs



Graph 16: House ownership status of home-based IDPs



Housing, Land & Property

Chart 7: Status of dwellings after the conflict

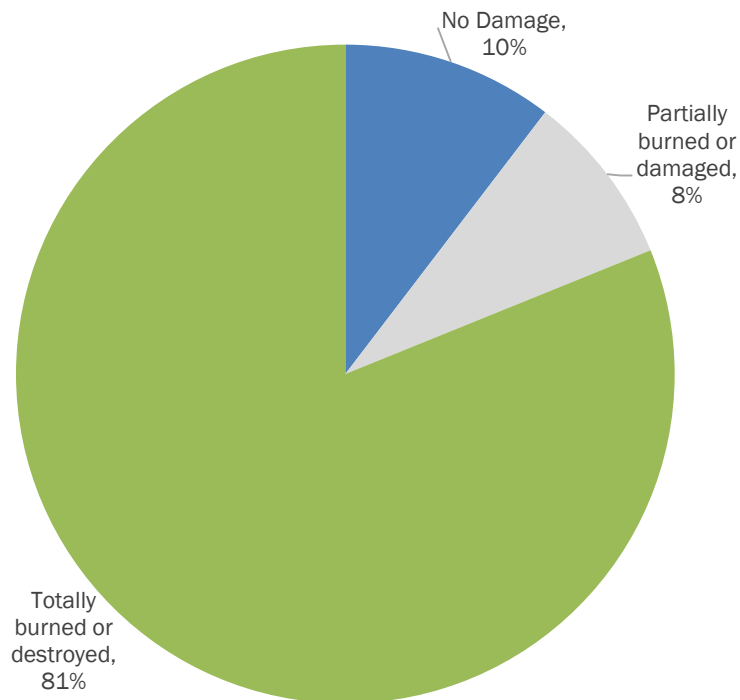
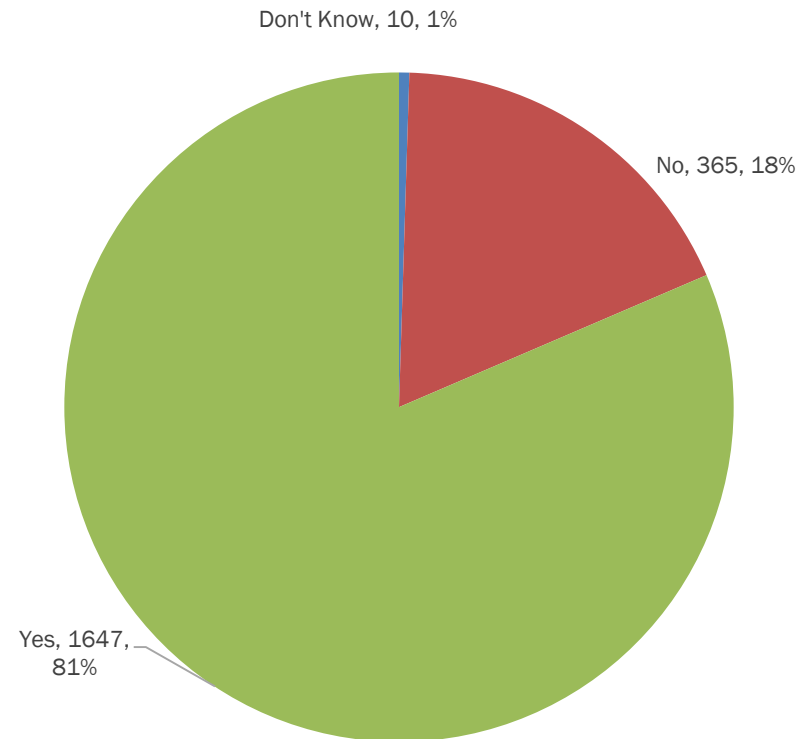


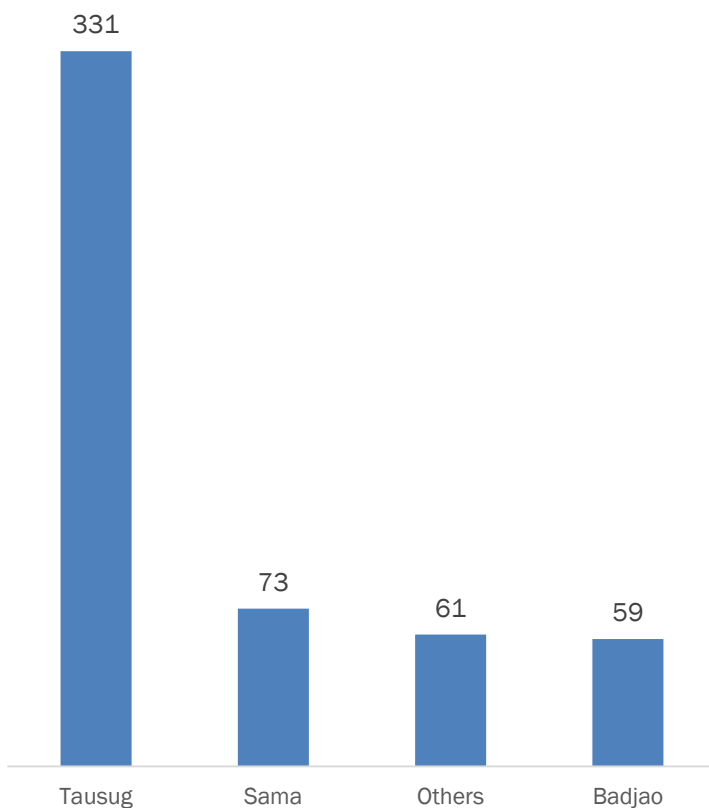
Chart 8: Home-based IDPs registered as fire victims



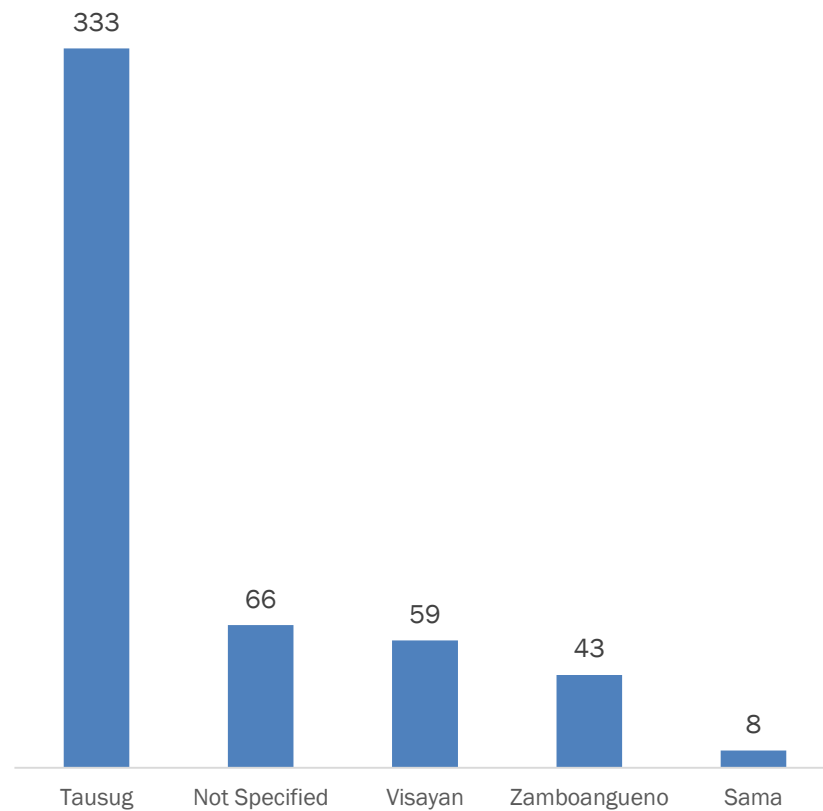
Housing, Land & Property

IDP Profiling Final Findings

Graph 17: Breakdown of IDPs in EC/TS per ethnicity who are landowners in their place of origin



Graph 18: Breakdown of home-based IDPs per ethnicity who are landowners in their place of origin



Key Findings: Civil Documentation

- The majority of profiled home-based displaced families do not have Family Access Card (73%) and House “Tagging” (79%). This could imply that there is a significant number of these IDPs who have difficulty in accessing services due to them because of lack of proper documentation (see *Charts 9 & 10*).
- The majority of children of profiled home-based IDP families have birth certificates (93%, see *Chart 13*). Most of these children have been registered in their habitual places of residence (61%, see *Graph 20*). Only a small number were registered in other provinces. This helps establish linkages of home-based IDPs particularly children to their habitual place of residence and community.
- For those children without birth certificates, the majority of parents reported that their children’s birth certificates were burned during the conflict and that they do not have enough financial resources to acquire or reacquire at this time (see *Graph 21*).
- Compared to profiled IDPs in evacuation center and transitory sites, a significant percentage of profiled home-based IDP families have members who are registered voters and with a Community Tax Certificate. This government document establishes IDPs’ linkages to their habitual places of residence and where they took part in a civic action. The majority of these IDP families are recognized as residents in their respective places of previous residence (see *Chart 14 & 15*).

Civil Documentation

Chart 9: % of profiled home-based IDPs with Family Access Card

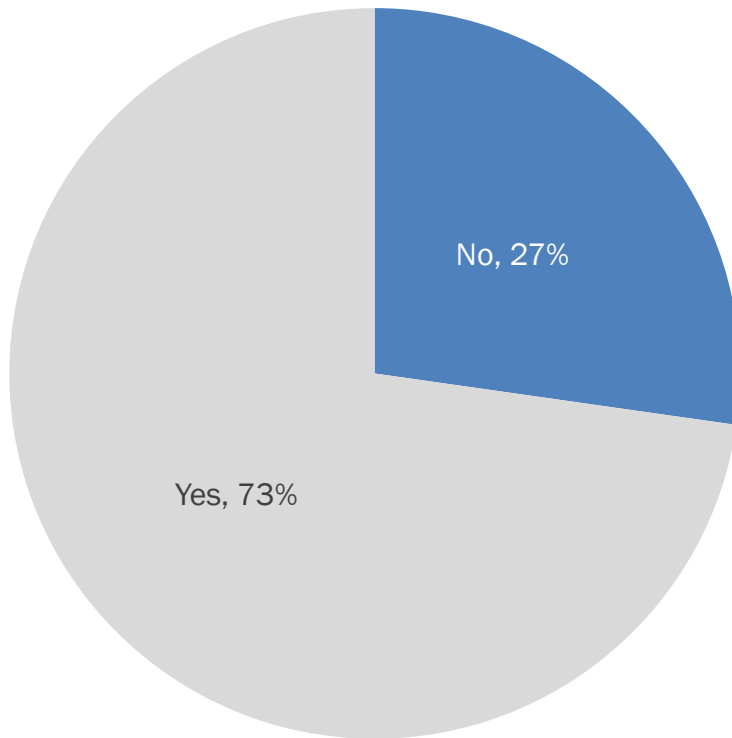
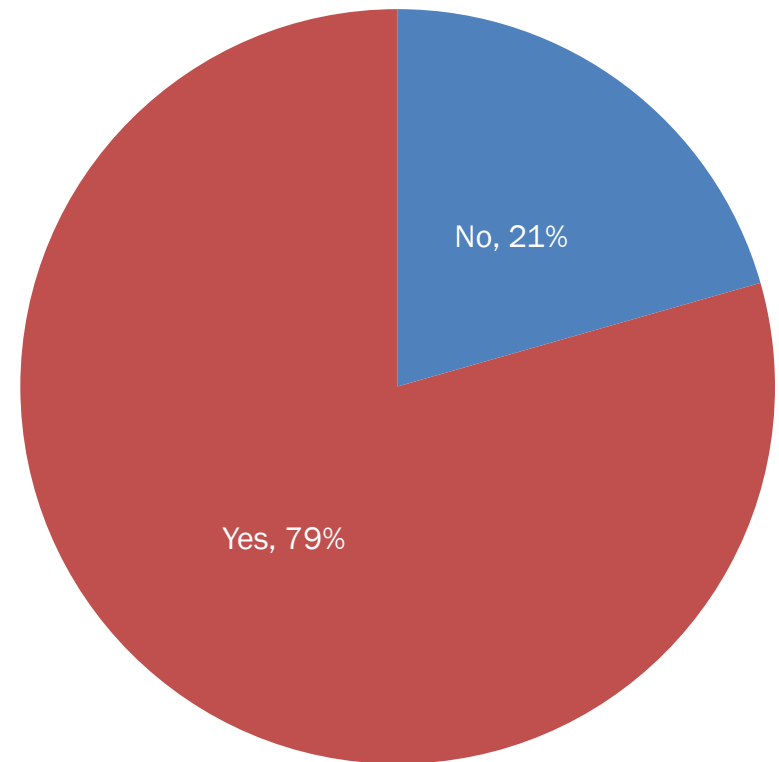


Chart 10: % of profiled home-based IDPs with House Tagging Identification



Civil Documentation

Graph 19: Family members with copy of their birth certificates

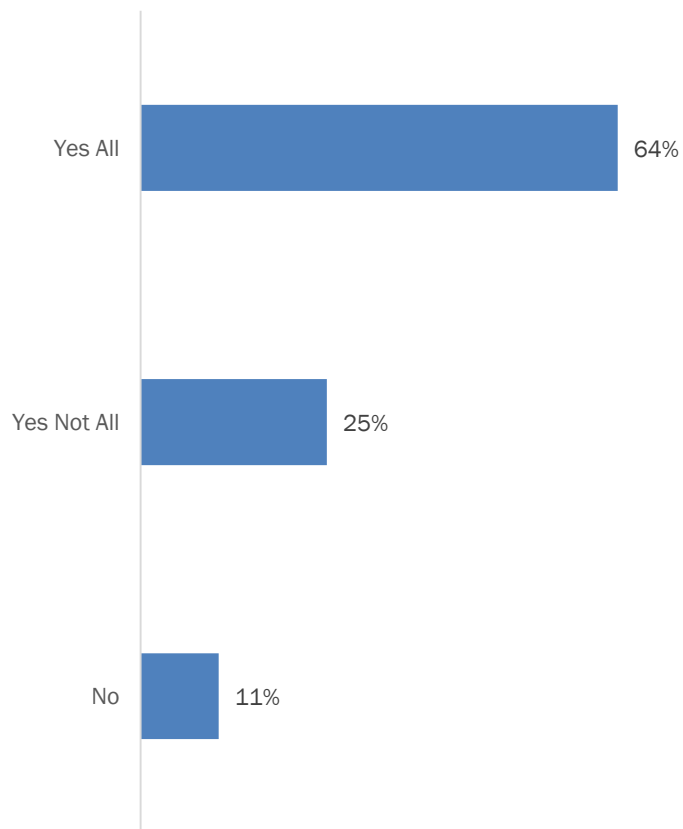


Chart 11: Assessed head of family who were registered at birth

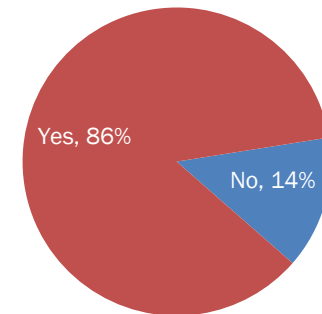
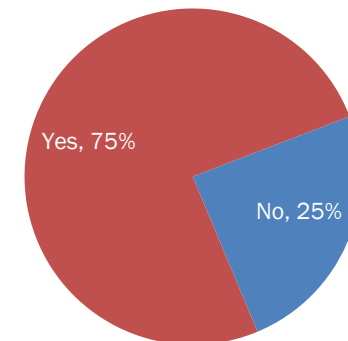
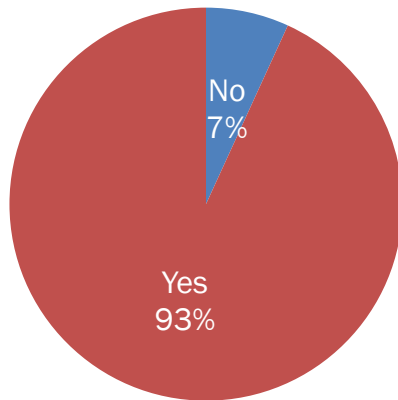


Chart 12: Assessed spouse who were registered at birth

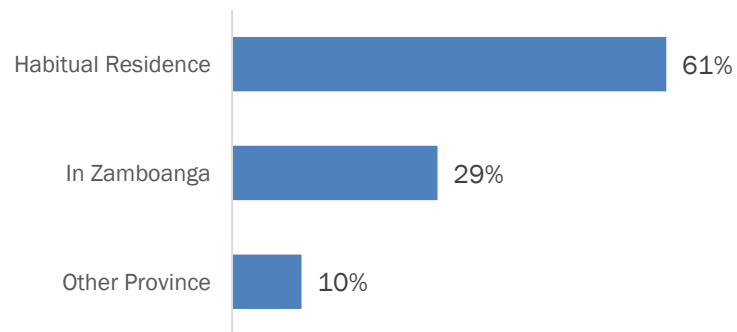


Civil Documentation

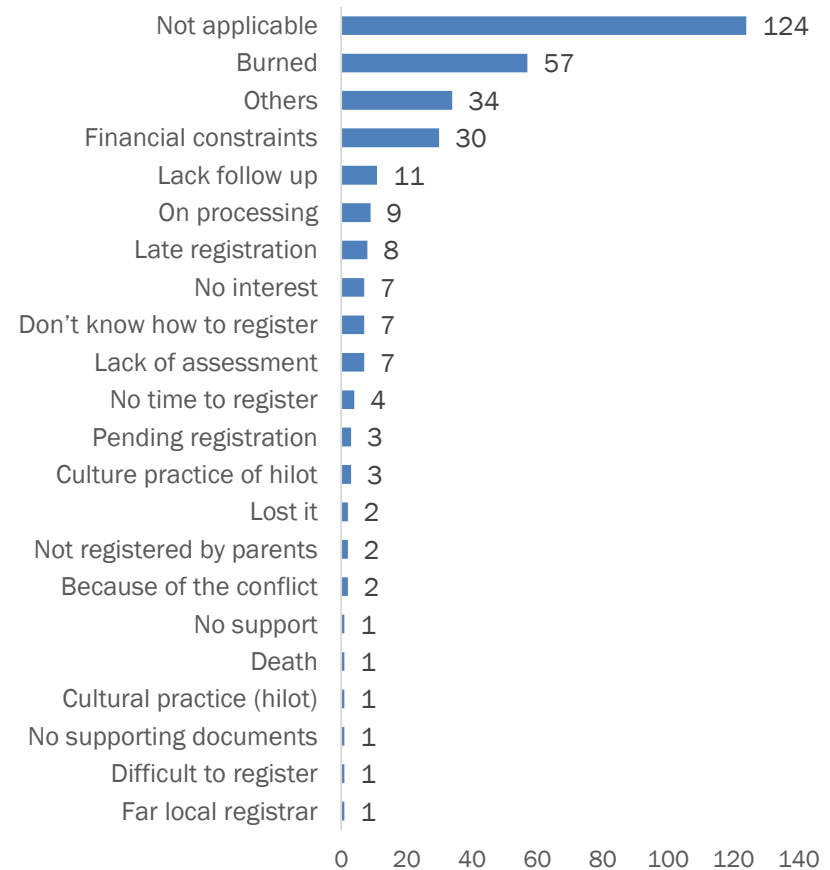
Chart 13: Displaced children with birth certificate



Graph 20: Location of birth registration of home-based displaced children



Graph 21: Stated reasons why family members do not have birth certificate



Civil Documentation

Chart 14: Home-based displaced families with members with Community tax Certificate (Cedula)

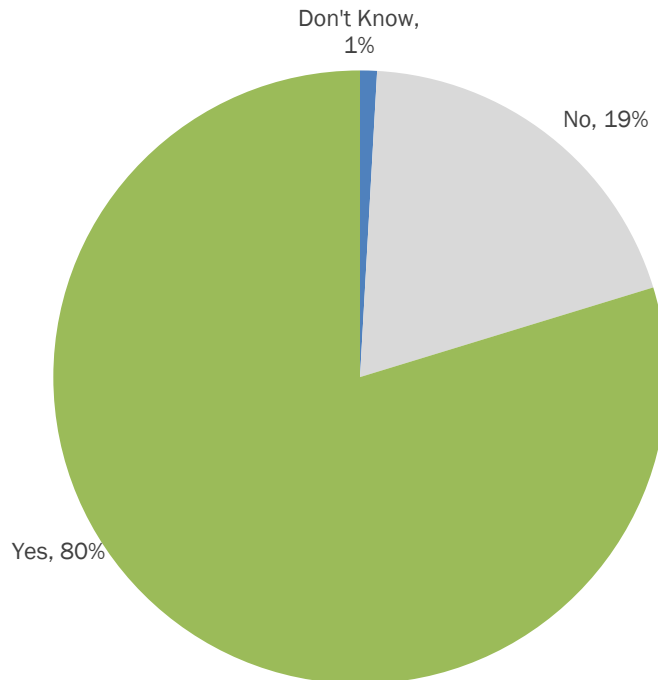
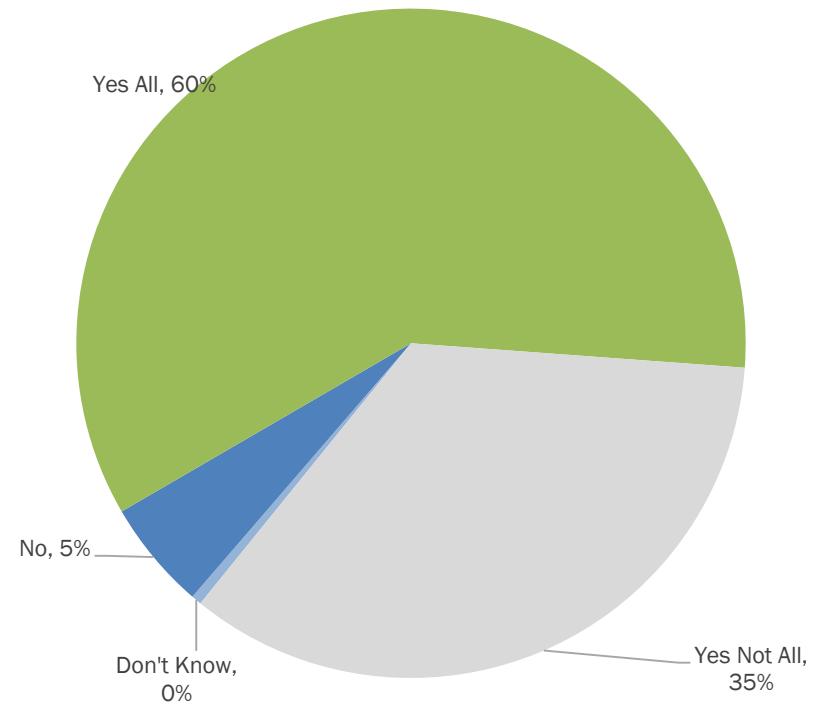


Chart 15: Home-based displaced families with members who are registered voters





UNHCR
The UN Refugee Agency

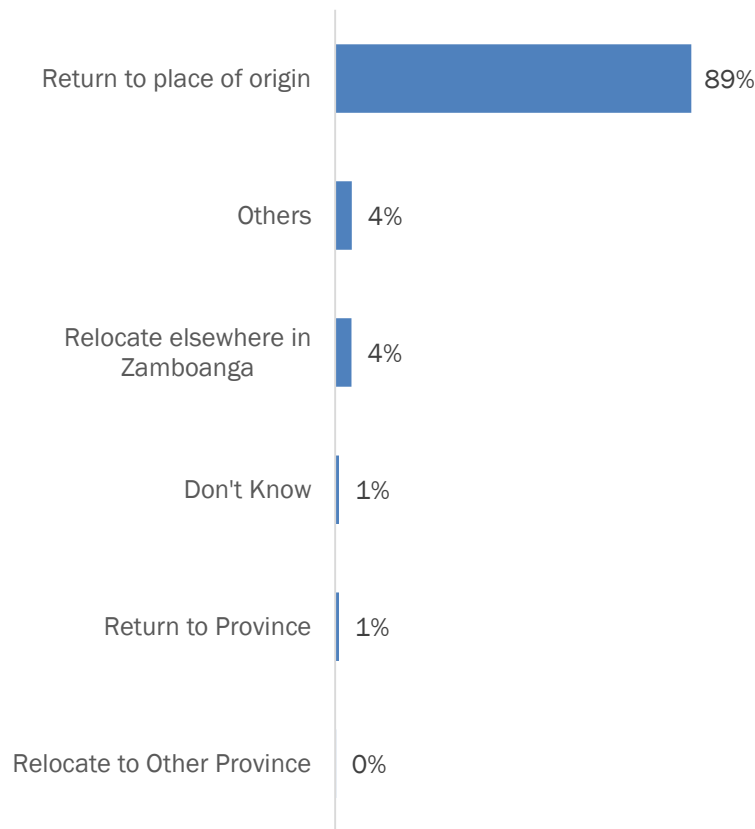
IDP Profiling Final Findings

Key Findings: Durable Solutions

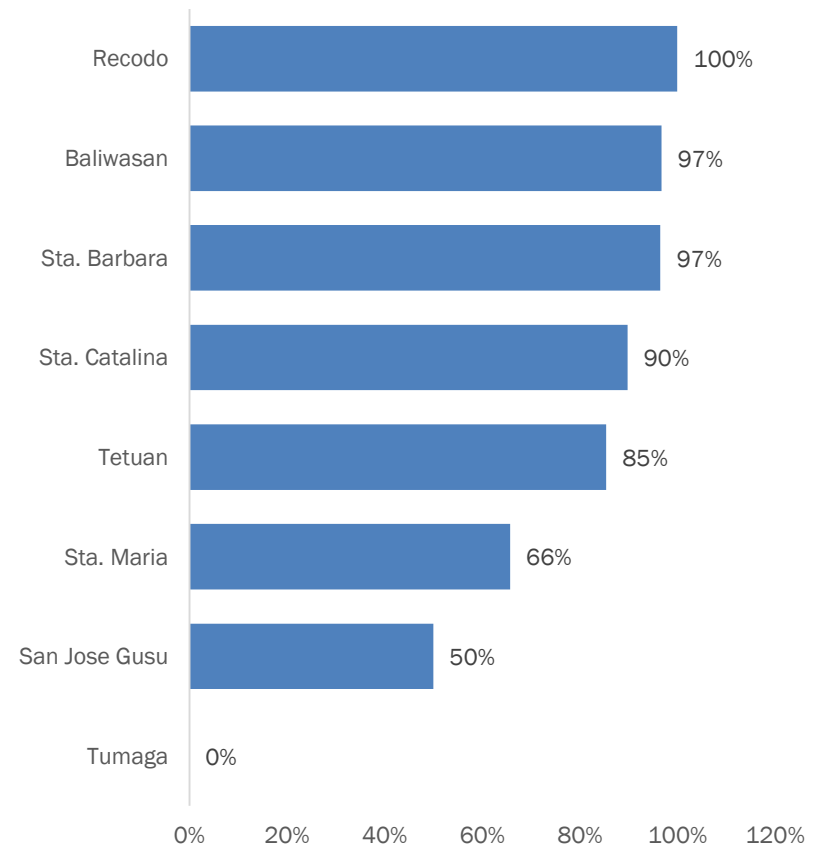
- The large majority of profiled home-based IDP families expressed they want to return to their previous habitual residences (89%, see *Graph 22*). *Graph 23* reflects the percentage of home-based IDPs from profiled barangays who expressed that they want to return to their habitual places of residences. 100% of home-based IDPs in Barangay Recodo want to go back to Rio Hondo, Mariki and Sta. Barbara. This finding poses a serious question about the “no-return” areas imposed by the city authorities preventing return and relocating IDPs to transit locations after one year since displacement.
- Not all home-based IDPs were consulted on their preferred durable solution. This correlates to the ongoing concern of IDPs lack of awareness of the potential support for durable solutions that should be provided to them by the responsible authorities.
- The majority of these home-based IDPs also expressed a decline in their ability to provide the basic needs for their family after the conflict because of the disruption and lack of access to their traditional source of livelihood (see *Graph 25-26*). The majority of IDPs expressed financial assistance as their most preferred type of support (see *Graph 24*). However a more in depth assessment is needed as it is not clear if IDPs understand if they have other options such as the potential to return to their traditional livelihood and the situation with their host family could also influence their stated needed for assistance.

Durable Solutions

Graph 22: Preferred durable solutions of home-based IDPs

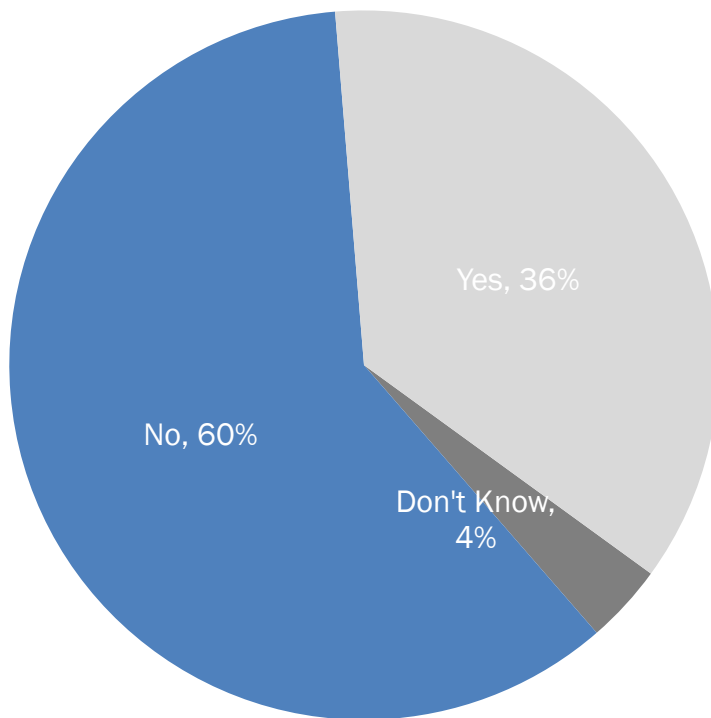


Graph 23: % of profiled home-based displaced families (2,022) who express return to their place of origin

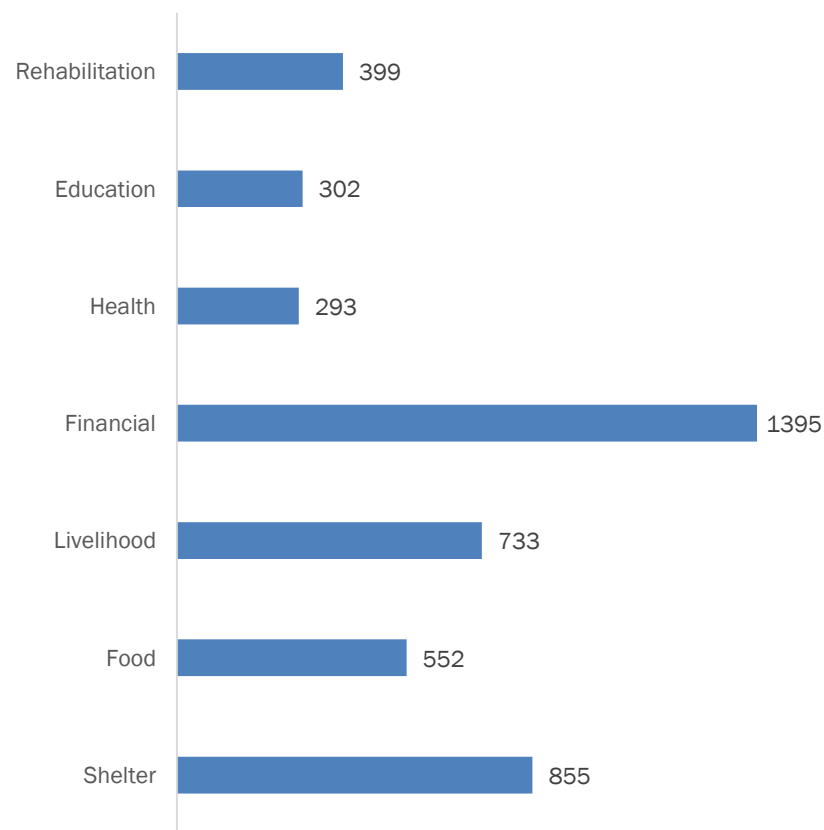


Durable Solutions

Chart 14: Presence of consultation among home-based IDPs on durable solutions

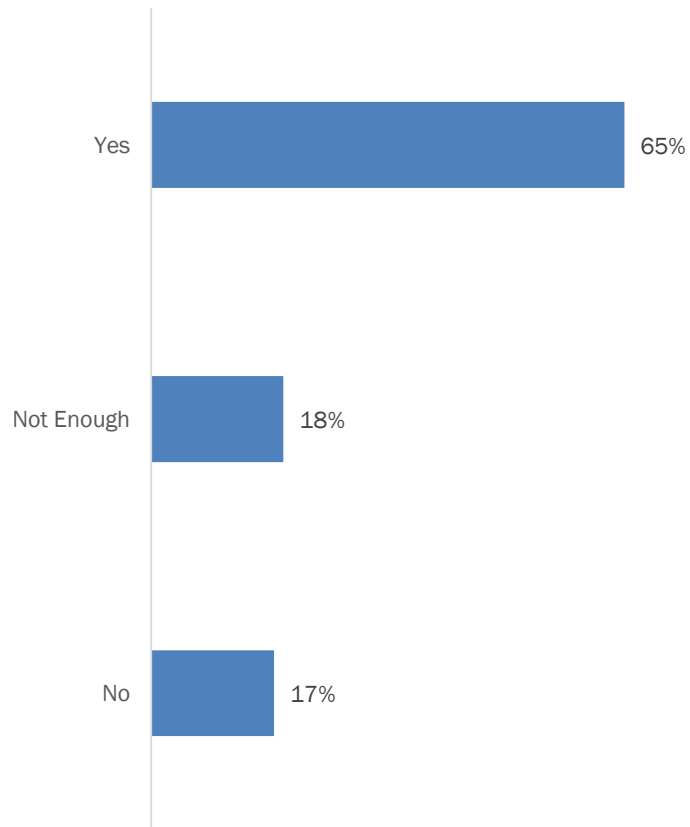


Graph 24: Types of assistance preferred by home-based IDPs

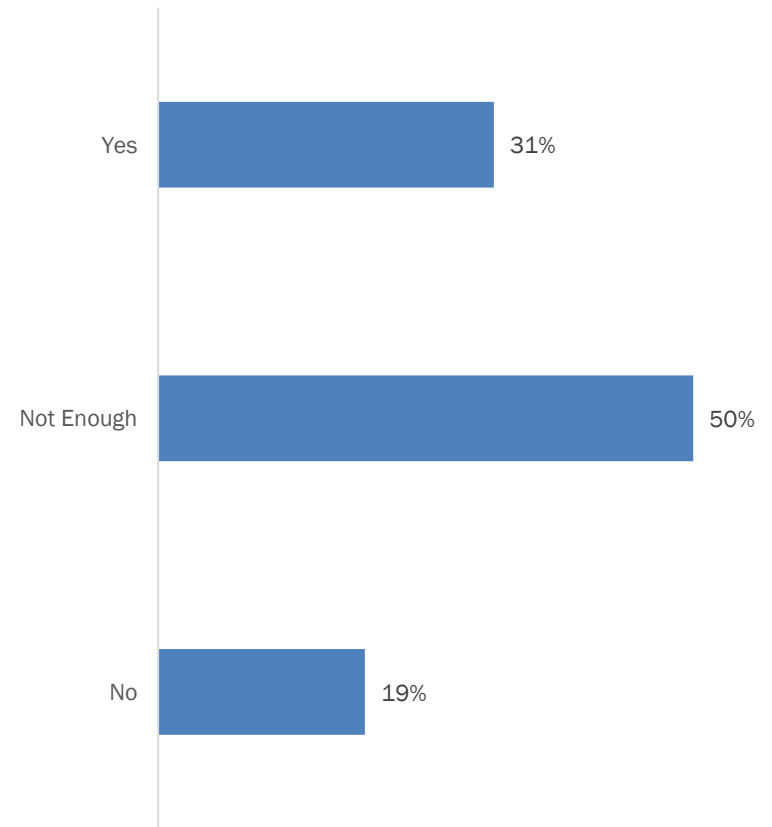


Durable Solutions

Graph 25: Ability of home-based IDPs to provide their basic needs BEFORE the seige



Graph 26: Ability of home-based IDPs to provide their basic needs AFTER the seige





UNHCR
The UN Refugee Agency

Key Findings: Access to Information

IDP Profiling Final Findings

- Word of mouth through friends and neighbors is the main source that home-based IDPs obtain information. Text messaging is also stated as a common means of obtaining information (see *Graph 27*).
- Humanitarian assistance, shelter support and rehabilitation are the top three information needs of home-based IDPs (see *Graph 28*).
- More than half of the assessed home-based displaced families expressed difficulty in accessing information (see *Chart 26*), however about half of the IDPs express they are aware of the Z3R plan of the local authorities (see *Chart 29*).



Access to Information

Graph 27: Sources of information for home-based IDPs

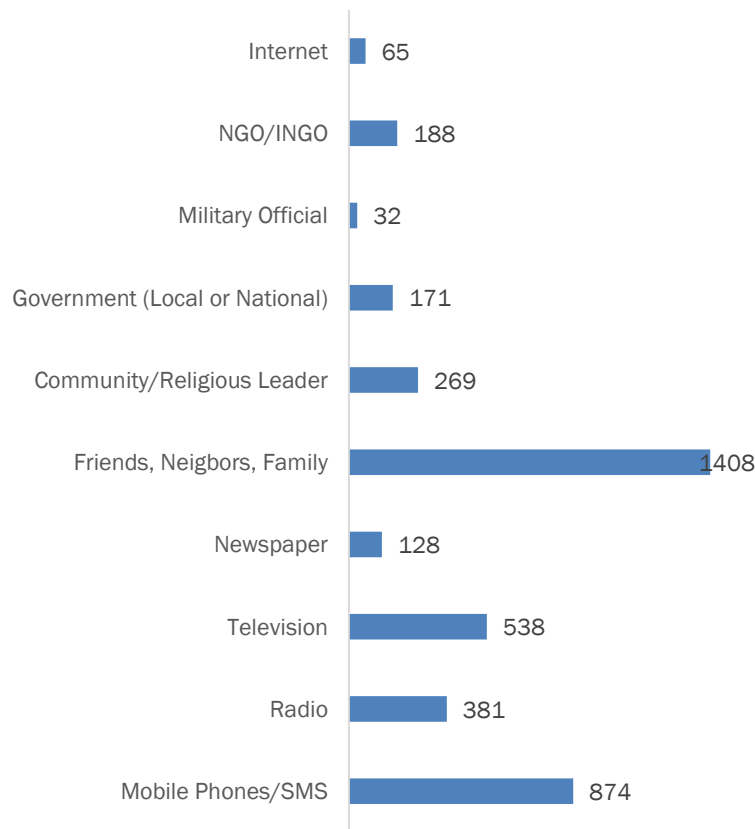
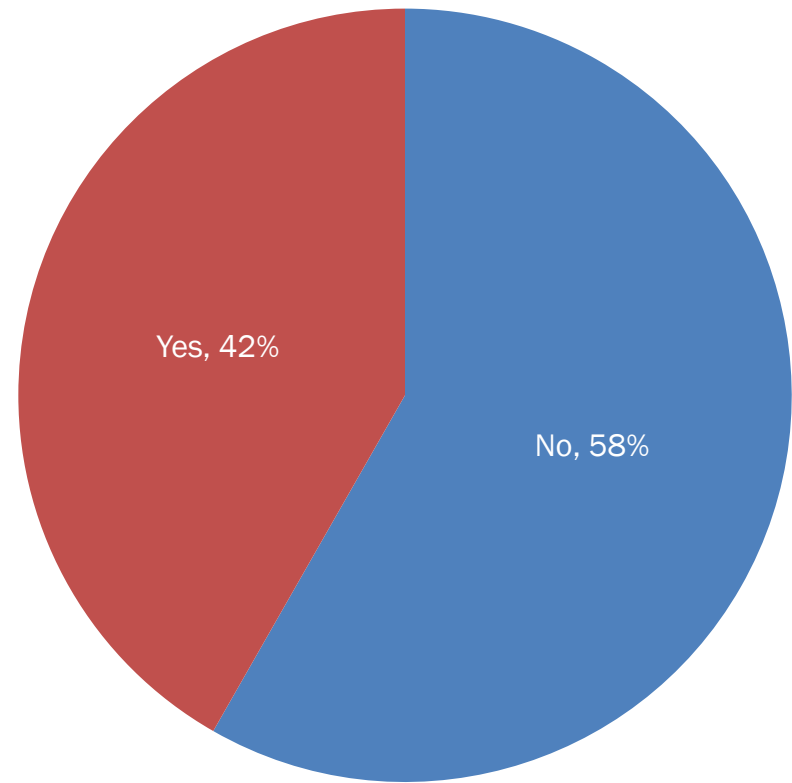


Chart 26: Other communities having difficulty in accessing information



Access to Information

Graph 28: Information needs of home-based IDPs

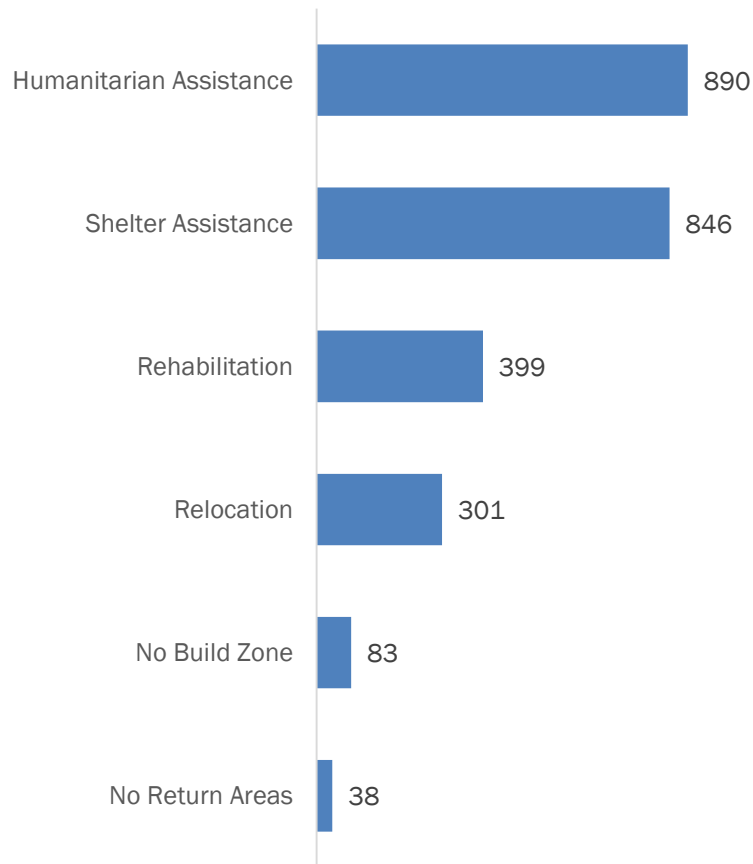
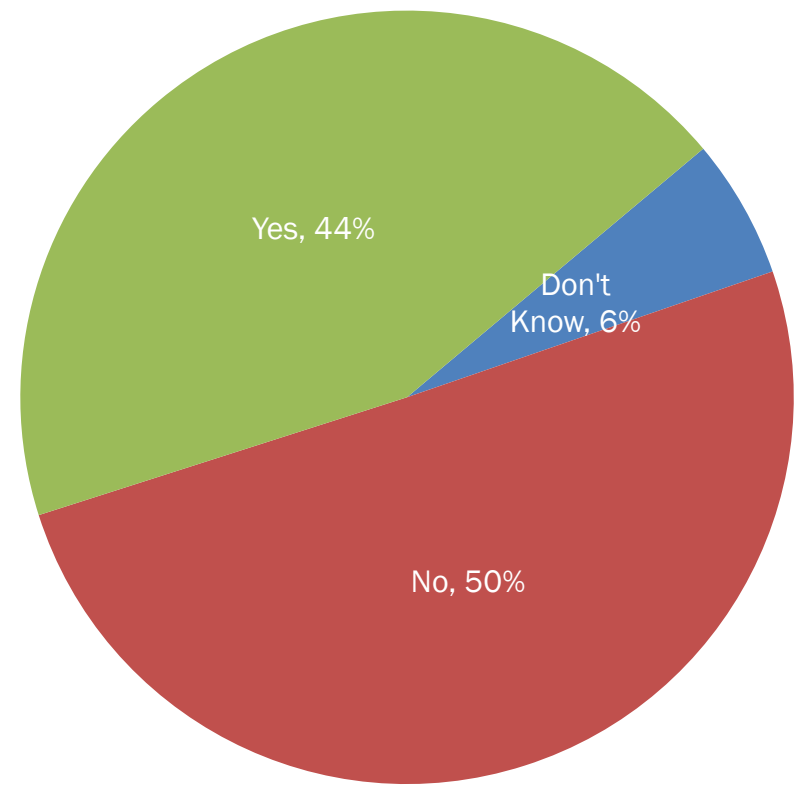


Chart 29: Awareness of Z3R plan among home-based IDPs



Summary of Findings

IDP Profiling Final Findings

- The profiling exercise has identified 15,194 home-based IDPs and of these only 8,745 IDP at the time was registered with the CSWDO. Verification of these displaced families confirmed that they are still in need of a durable solution. To ensure they obtain the necessary support, they and all IDPs identified, should be registered with the CSWDO.
- Home-based IDPs, although in general less vulnerable than IDPs in ECs and TCs, they are also vulnerable and still in need of humanitarian assistance and support for a durable solution.
- In general, the majority (77%) of the assessed home-based families come from the conflict-affected areas, 'ground zero areas', and subsequently determined as "no return" or "no build zones". The longer IDPs are not able to return to their places of habitual residence, they will continue to remain vulnerable to protection risks.
- The majority of home-based IDPs are composed of the Tausug, the largest group of home-based IDPs. Where some IDPs have returned to their habitual residences, IDPs in the evacuation sites, transit locations and those that are home-based are largely from the minority population of Zamboanga City and are in need of a durable solution.
- Insecurity and safety is the most common reason for choosing to stay with host families than in evacuation centers or transitory sites. Most of the assessed home-based displaced families (34%) are staying with their close relatives for more than 6 months. The slow pace of the recovery and rehabilitation intervention could be a contributing factor for this prolonged stay of IDPs with host families.

Summary of Findings

IDP Profiling Final Findings

- The length of stay of home-based IDPs in their habitual residences establishes their linkages to Zamboanga City. Their possession of government documentation support this claim and their right to return.
- While over 81% of home-based IDPs reported their dwellings as totally burnt or destroyed, and registered as “fire victims,” over 370 families were not registered, while many had dwellings that were partially burnt or damaged.
- The overwhelming majority of the assessed home-based displaced families expressed they want to return to their places of habitual residences prior to the conflict. This finding should be taken into consideration when finding durable solutions for this IDP population.
- The majority of these home-based IDPs expressed a decline in their ability to provide the basic needs for their family after the conflict because of the disruption and lack access to their traditional source of livelihood.
- Many home-based IDP families are paying rent which will continue to impact on their ability to provide food and other necessary needs for their families as long as they remain with host families, different from IDP families in ECs and TCs.

Summary of Findings

IDP Profiling Final Findings

- In terms of protection support mechanisms, home-based IDP families expressed that there are no organized groups who are capable of providing recreational and/or educational activities for children. There is also concern of reported cases of children with less access to services such as, food distribution and health care that have been linked to deaths of IDP children living with host families similar to children in ECs and TCs. Also, there are reports amongst home-based IDPs of increasing violence that involves children participation. Furthermore, of particular concern is that there are there are 49 child mothers, 16 child-headed households, 11 unaccompanied children without adequate support mechanisms in place.
- Over 7,265 children home-based IDP children were identified during the profiling and 61% of these have a birth certificate that show their birthplace is in Zamboanga. However only 35% of these children have been registered with the CSWDO ensuring access to assistance.
- During the profiling exercise, over 400 children were identified as having dropped out of school in August 2014 with rates expecting to increase as more IDP children are moved from the EC to Mampang transit location where transportation costs of children to schools is prohibitive for IDP families.
- More than half of the identified home-based displaced families expressed difficulty in accessing information, and about half of the IDPs expressed they are aware of the Z3R plan of the local authorities. However, the Z3R and its targets and criteria for inclusion has repeatedly changed over the course of the year, therefore IDPs remain uncertain if they will benefit from the Z3R or not.

Recommendations

1. To enable a more streamlined, accountable and transparent process and to assist the most vulnerable IDPs, it would be beneficial for the national DSWD criteria to be applied for identification of persons in need of assistance as highlighted in RA 7279. The completion of “Code of Beneficiary Selection” in accordance with national and international standards could be supportive of this identification process;
 - It would be beneficial to enhance information management systems and information sharing among DSWDO and CSWDO, City authorities, NGO, UN, INGO and humanitarian actors to;
 - Enhance transparency of the selection process;
2. Increase transparency and information of relocation to transit sites and length of stay;
3. It is recommended that IDPs be identified and supported for return to their places of previous residence. NGOs, INGOs, UN, community leaders and government authorities can work closely together to facilitate return and relocation to sustainable locations in or near IDPs communities of previous residence taking into consideration the City authorities “build back better” objectives;
4. Profiling should be reviewed to attain up to date information for EC, TS and Home-Based IDPs after the closure of the Grandstand and completion of the registration (“tagging”) process;
5. In addition to increase of Child Protection and GBV monitoring, reporting and interventions, it is recommended that there is greater monitoring of IDPs with Special Needs to maximize their safety and protection.

Thank You



Return us to our barangay!