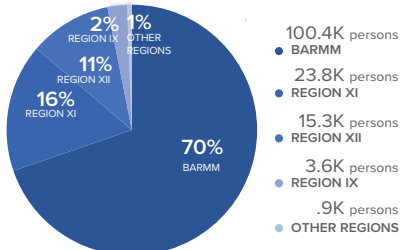


CURRENT NUMBER OF REMAINING DISPLACED POPULATION

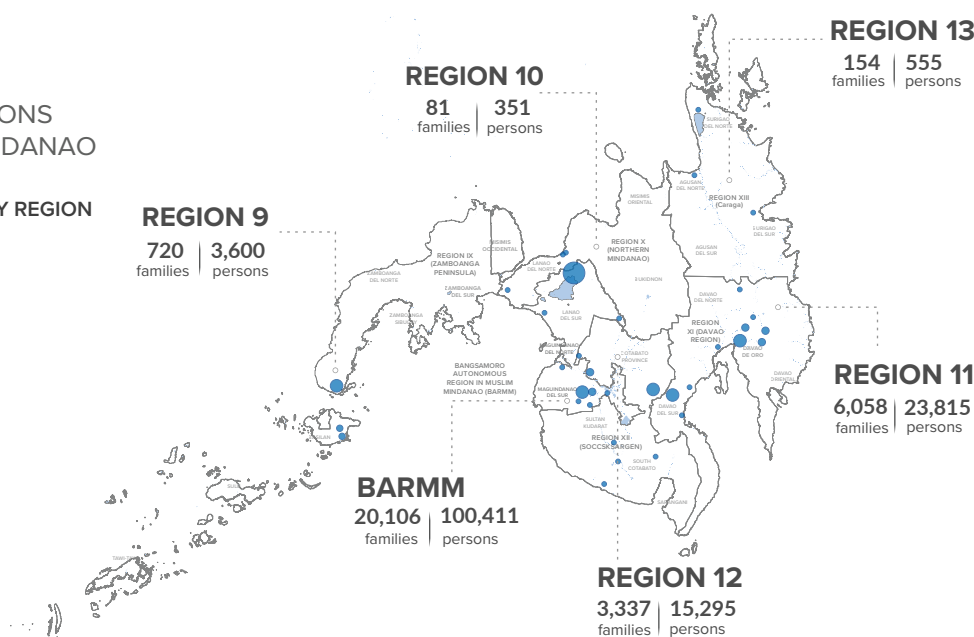
144,027

ESTIMATED TOTAL NO. OF PERSONS WHO REMAIN DISPLACED IN MINDANAO

BREAKDOWN OF DISPLACED PERSONS BY REGION



LEGEND



DISCLAIMER: The boundaries and names shown and the designations used on this map do not imply official endorsement or acceptance by the United Nations.

INCIDENT DETAILS OF REMAINING IDPS

Data presented by UNHCR is based on internal reporting and various official data sources (MSSD, DSWD, NDRRC, etc.). Figures are approximate only due to lack of granular sources of datasets.

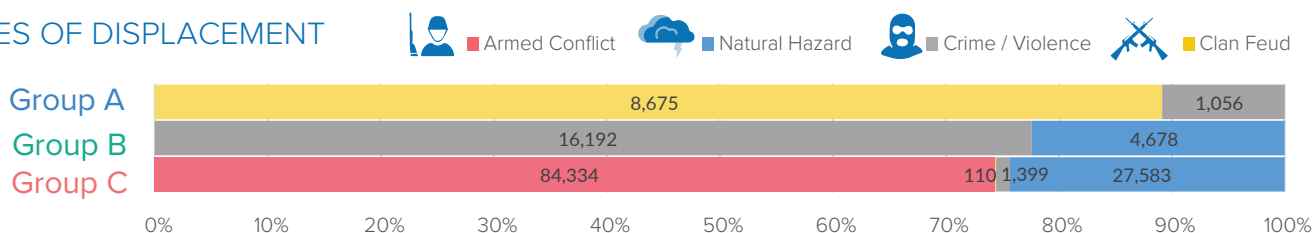
Incident Date	Incident type	Province	Municipality	Estimated displaced families	Estimated displaced persons
09-Sep-13	Armed Conflict	ZAMBOANGA DEL SUR	ZAMBOANGA CITY	720	3,600
23-May-17	Armed Conflict	LANAO DEL SUR	MARAWI CITY (CAPITAL)	16,072	80,360
16-Jul-19	Natural Hazard	LANAO DEL NORTE	PICONG (SULTAN GUMANDER)	14	70
29-Oct-19	Natural Hazard	COTABATO (NORTH COTABATO)	TULUNAN	919	4,595
15-Dec-19	Natural Hazard	DAVAO DEL SUR	MATANAO	1,436	5,344
23-Jun-21	Armed Conflict	SURIGAO DEL SUR	LIANGA	36	180
03-Aug-21	Crime / Violence	BASILAN	AL-BARKA	43	215
13-Aug-21	Armed Conflict	BASILAN	TIPO-TIPO	26	130
26-Dec-22	Natural Hazard	AGUSAN DEL NORTE	BUTUAN CITY (CAPITAL)	14	55
		SURIGAO DEL NORTE	MAINIT	35	105
13-Jan-23	Natural Hazard	LANAO DEL NORTE	ILIGAN CITY	36	150
19-Jan-23	Natural Hazard	LANAO DEL NORTE	ILIGAN CITY	15	64
13-Feb-23	Natural Hazard	LANAO DEL NORTE	ILIGAN CITY	16	67
19-Feb-23	Armed Conflict	SOUTH COTABATO	TBOLI	14	64
06-Mar-23	Natural Hazard	DAVAO DE ORO (COMPOSTELA VALLEY)	COMPOSTELA	14	70
		DAVAO DE ORO (COMPOSTELA VALLEY)	LAAK (SAN VICENTE)	6	30
		DAVAO DE ORO (COMPOSTELA VALLEY)	MACO	1,568	7,302
		DAVAO DE ORO (COMPOSTELA VALLEY)	MARAGUSAN (SAN MARIANO)	219	856
		DAVAO DE ORO (COMPOSTELA VALLEY)	NABUNTURAN (CAPITAL)	413	1,456
		DAVAO DE ORO (COMPOSTELA VALLEY)	NEW BATAAN	510	2,005
08-Jun-23	Crime / Violence	SARANGANI	MAITUM	359	1,184
19-Jun-23	Natural Hazard	COTABATO (NORTH COTABATO)	PIGWAYAN	557	2,735
		DAVAO DE ORO (COMPOSTELA VALLEY)	PANTUKAN	525	2,091
		DAVAO DEL NORTE	CARMEN	3	14
19-Jul-23	Natural Hazard	SOUTH COTABATO	TBOLI	20	88
24-Aug-23	Clan Feud	LANAO DEL SUR	BALABAGAN	25	110
17-Sep-23	Natural Hazard	SOUTH COTABATO	TUPI	4	19
18-Sep-23	Natural Hazard	SOUTH COTABATO	NORALA	77	283
23-Sep-23	Natural Hazard	DAVAO DEL SUR	PADADA	46	184
04-Jan-24	Crime / Violence	MAGUINDANAO DEL SUR	SULTAN SA BARONGIS	349	1,745
19-Jan-24	Natural Hazard	AGUSAN DEL SUR	BUNAWAN	18	73
		AGUSAN DEL SUR	SAN LUIS	29	53
		DAVAO DE ORO (COMPOSTELA VALLEY)	MAWAB	1	5
		DAVAO DE ORO (COMPOSTELA VALLEY)	MONKAYO	54	151
		DAVAO DE ORO (COMPOSTELA VALLEY)	PANTUKAN	12	60
		DAVAO ORIENTAL	CITY OF MATI (CAPITAL)	15	72
		DAVAO ORIENTAL	TARRAGONA	4	16
24-Jan-24	Crime / Violence	MAGUINDANAO DEL NORTE	DATU ODIN SINSUAT (DINAIG)	244	1,220
		MAGUINDANAO DEL NORTE	SULTAN KUDARAT (NULING)	144	652
		MAGUINDANAO DEL SUR	DATU ANGGAL MIDTIMBANG	710	3,550
02-Feb-24	Natural Hazard	AGUSAN DEL SUR	SAN LUIS	22	89
		DAVAO ORIENTAL	CITY OF MATI	139	417
		DAVAO ORIENTAL	GOVERNOR GENEROSO	20	100
		DAVAO ORIENTAL	LUPON	1	10
		DAVAO ORIENTAL	TARRAGONA	86	344
06-Feb-24	Natural Hazard	DAVAO DE ORO	MACO	404	1,290
		DAVAO DE ORO	MAWAB	582	1,998
10-Feb-24	Crime / Violence	MAGUINDANAO DEL NORTE	DATU ODIN SINSUAT (DINAIG)	770	3,850
16-Feb-24	Crime / Violence	NORTH COTABATO	CARMEN	1,035	5,175
04-Mar-24	Clan Feud	MAGUINDANAO DEL NORTE	DATU ODIN SINSUAT (DINAIG)	743	3,715
	Crime / Violence	SGA (BARMM)	KABACAN	20	64
05-Mar-24	Clan Feud	COTABATO (NORTH COTABATO)	CARMEN	32	160
11-Mar-24	Crime / Violence	SULTAN KUDARAT	ISULAN	320	992
25-Mar-24	Clan Feud	MAGUINDANAO DEL NORTE	DATU ODIN SINSUAT (DINAIG)	960	4,800

KEY DISPLACEMENT FIGURES (2013-2024)

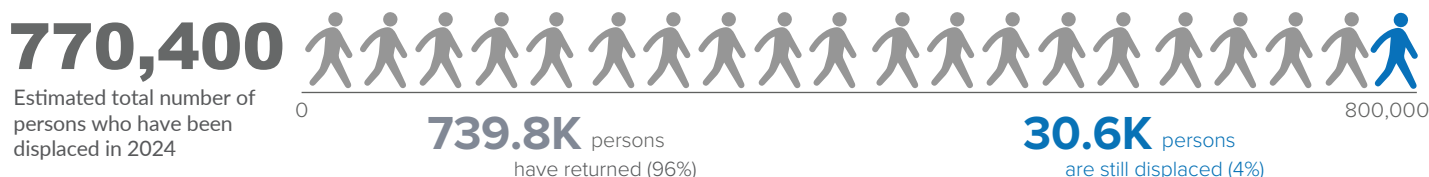
144,027 estimated number of remaining displaced persons since 2013



CAUSES OF DISPLACEMENT



DISPLACEMENT IN THE COURSE OF 2024 FROM JANUARY TO MARCH



CAUSES OF DISPLACEMENT PER PROVINCE

