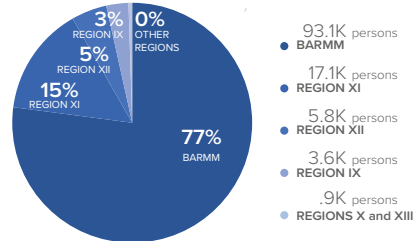


## CURRENT NUMBER OF REMAINING DISPLACED POPULATION

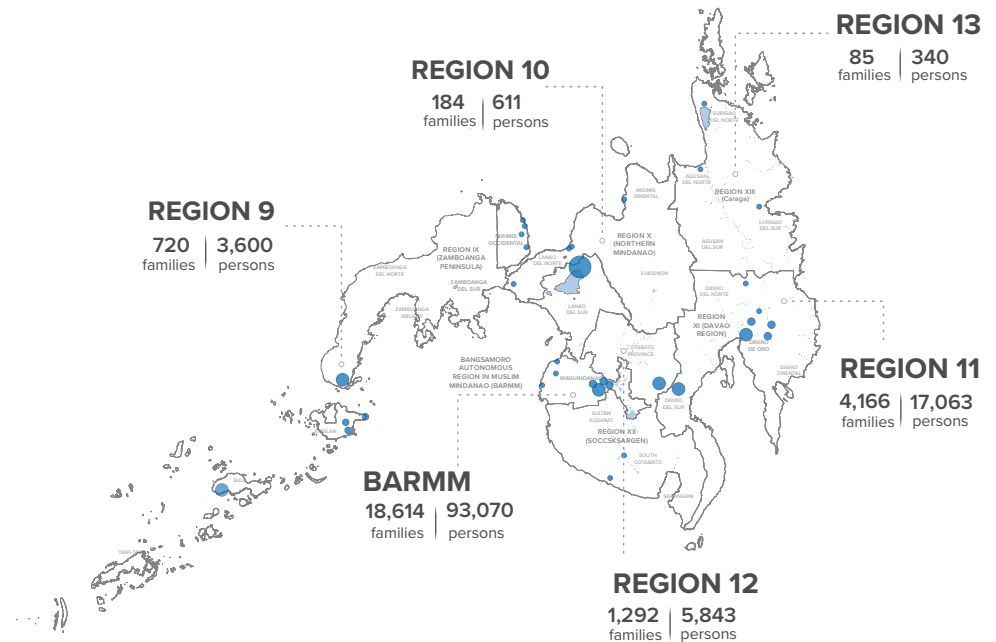

**120,527**

ESTIMATED TOTAL NO. OF PERSONS WHO REMAIN DISPLACED IN MINDANAO

BREAKDOWN OF DISPLACED PERSONS BY REGION



### LEGEND



DISCLAIMER: The boundaries and names shown and the designations used on this map do not imply official endorsement or acceptance by the United Nations.

## INCIDENT DETAILS OF REMAINING IDPS

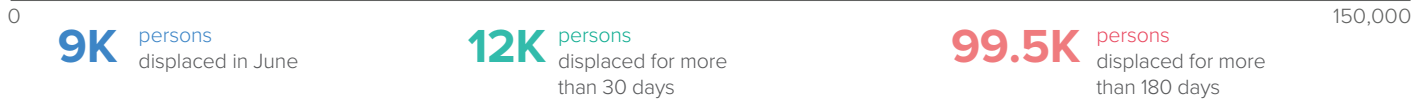
Data presented by UNHCR is based on internal reporting and various official data sources (MSSD, DSWD, NDRRC, MVPCP, etc.). Figures are approximate only due to lack of granular sources of datasets.

Incident Date	Incident type	Province	Municipality	Estimate displaced families	Estimate displaced persons
9-Sep-13	Zamboanga Crisis	Zamboanga Del Sur	Zamboanga City	720	3,600
23-May-17	Marawi Siege	Lanao del Sur	Marawi City	16,072	80,360
16-Jul-19	TS Falcon	Lanao del Norte	Lala	14	70
29-Oct-19	Earthquake	North Cotabato	Tulunan	919	4,595
15-Dec-19	Earthquake	Davao del Sur	Matanao	1,436	5,344
18-Mar-21	Armed Conflict	Maguindanao	Datu Salibo	250	1,250
23-Jun-21	Armed Conflict	Surigao del Sur	Lianga	36	180
3-Aug-21	Crime / Violence	Basilan	Al-Baraka	43	215
13-Aug-21	Armed Conflict	Basilan	Tipo-Tipo	26	130
28-Nov-21	Clan Feud	Basilan	Hadji Mohammad Ajul	27	135
28-Dec-21	Clan Feud	Basilan	Hadji Mohammad Ajul	56	280
9-Oct-22	STS Paeng	Maguindanao	Datu Blah T. Sinsuat	68	340
			Datu Odin Sinsuat (Dinaig) (Capital)	466	2,330
			Upi	47	235
26-Dec-22	Shear line effects	Agusan del Norte	Butuan City (Capital)	14	55
		Misamis Occidental	Clarin	6	17
			Jimenez	10	32
			Oroquieta City (Capital)	77	161
			Aloran	7	38
		Misamis Oriental	Balingasag	3	12
		Surigao del Norte	Mainit	35	105
13-Jan-23	Landslide	Lanao del Norte	Iligan	36	150
19-Jan-23	Landslide	Lanao del Norte	Iligan	15	64
13-Feb-23	Landslide	Lanao del Norte	Iligan	16	67
19-Feb-23	Armed Conflict	South Cotabato	T'boli	14	64
6-Mar-23	Earthquake	Davao de Oro	Compostela	14	70
			Laak (San Vicente)	6	30
			Maco	1,568	7,302
			Maragusan (San Mariano)	219	856
			Nabunturan (Capital)	413	1,456
			New Bataan	510	2,005
8-Jun-23	Crime / Violence	Sultan Kudarat	Maitum	359	1,184
20-Jun-23	Clan Feud	Maguindanao	Shariif Saydona Mustapha	1,378	6,890
25-Jun-23	Clan Feud	Maguindanao	Rajah Buayan	181	905

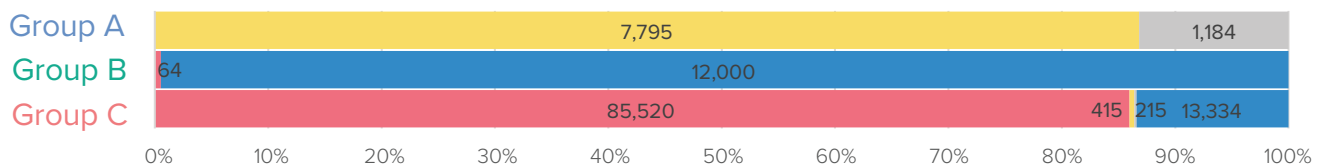
## KEY DISPLACEMENT FIGURES (2013-2023)

# 120,527

estimated number of remaining displaced persons since 2013



## CAUSES OF DISPLACEMENT




**TOTAL: 120,527**

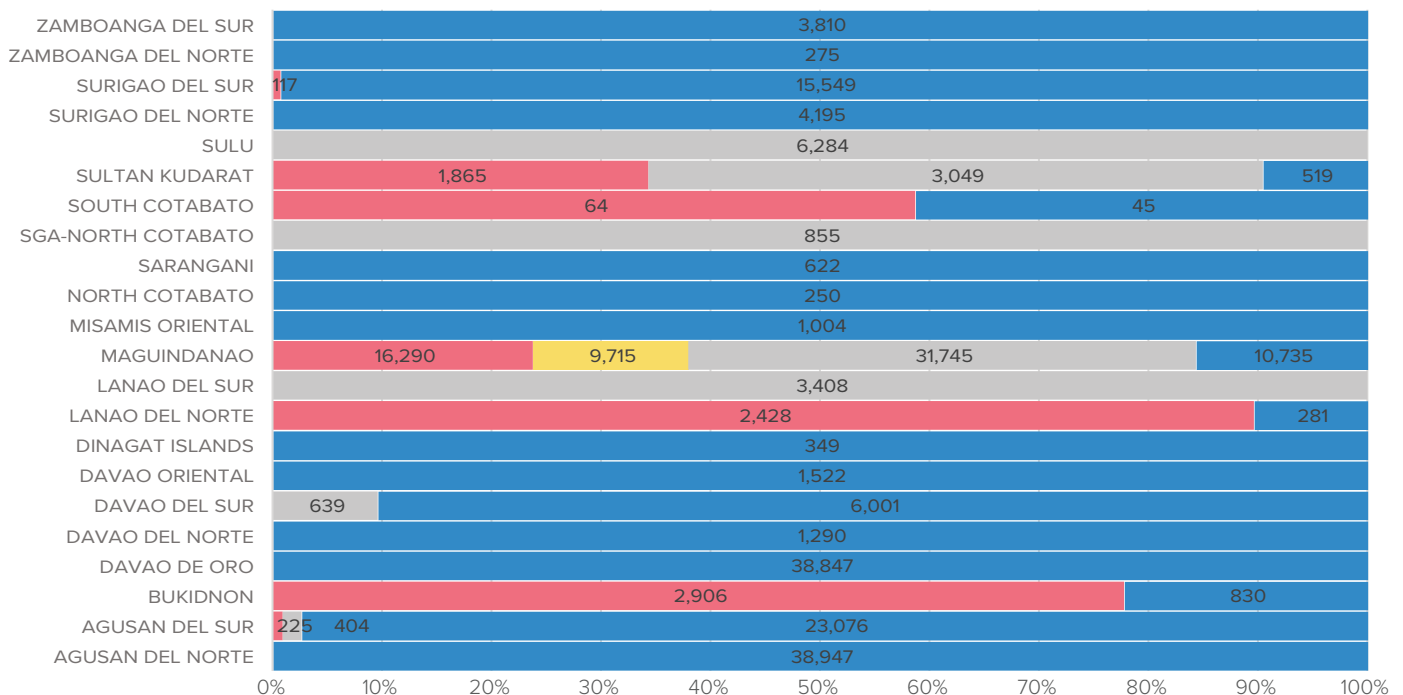
## DISPLACEMENT IN THE COURSE OF 2023 FROM JANUARY TO JUNE

# 228,141

Estimated total number of persons who have been displaced in 2023



## CAUSES OF DISPLACEMENT PER PROVINCE



Data presented by UNHCR is based on internal reporting and various official data sources (MSSD, DSWD, NDRRMC, MVPCP, etc.). Figures are approximate only due to lack of granular sources of datasets.