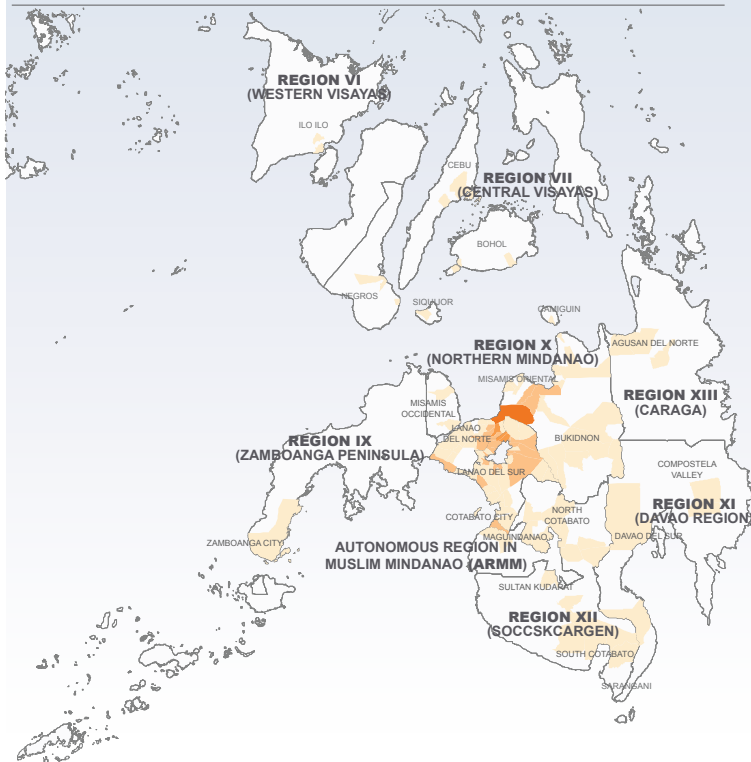


353,921 source: DSWD DROMIC
TOTAL DISPLACED INDIVIDUALS (77,170 FAMILIES)

141,795 source: TFBM batch 1 to 5
ESTIMATED NUMBER OF INDIVIDUALS WHO HAVE INITIALLY RETURNED (28,359 FAMILIES)

212,126
ESTIMATED NUMBER OF PRESENTLY DISPLACED INDIVIDUALS (48,811 FAMILIES)
(Difference of official displacement figure from DSWD DROMIC and released figures from TFBM)

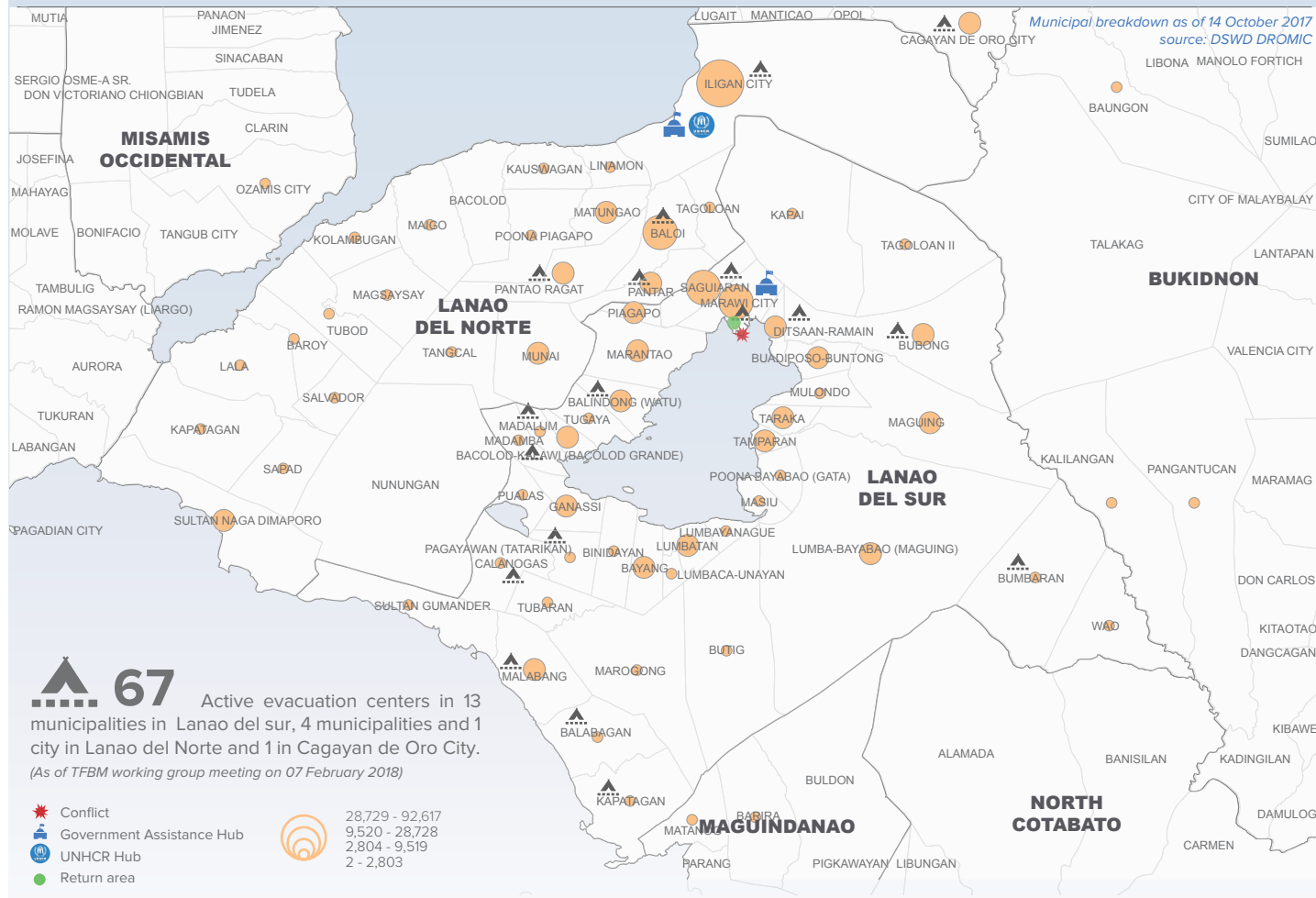
DISPLACED PERSONS BY HOST PROVINCE



LEGEND (Displaced persons)

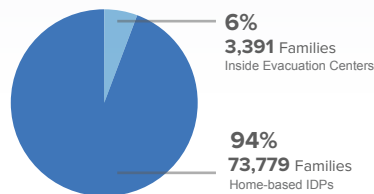
2 - 1,178	1,179 - 4,318	4,319 - 27,001	27,002 - 92,617
-----------	---------------	----------------	-----------------

DISPLACED PERSONS PER HOST MUNICIPALITY/CITY IN LANAOS DEL SUR AND LANAOS DEL NORTE PROVINCE

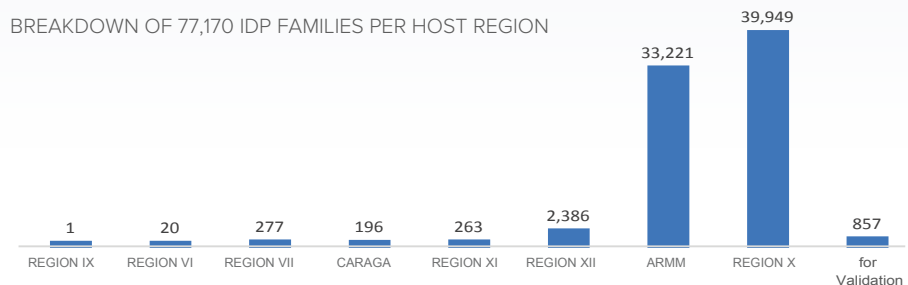


MARAWI DISPLACEMENT PRIOR TO ANY RETURN (latest update as of 09 December 2017)

DISPLACEMENT LOCATION



BREAKDOWN OF 77,170 IDP FAMILIES PER HOST REGION



MARAWI CITY IDP RETURN SNAPSHOT

Armed Confrontations and Displacement in Marawi (AFP vs Pro-ISIS militants) as of 5 February 2018

KEY FIGURES

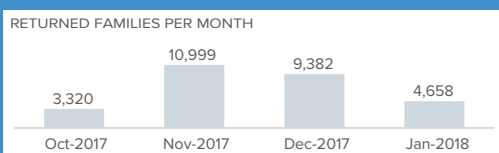
353,921
Total displaced individuals from Marawi City and neighboring municipalities (77,170 Families) (DROMIC, DSWD)

TASK FORCE BANGON MARAWI RETURN FIGURES AND ESTIMATES

312,614 (60,892 Families)
Total actual and expected number of IDPs returning

141,795 (28,359 Families)
Number of returned individuals from 29 October 2017 to 29 January 2018

170,819 (32,533 Families)
Number of expected returning individuals



2015 CENSUS FIGURES

136,529
Estimated number of returning IDPs based on the 2015 census in barangays outside main battleground.

62,448 Affected population in areas fully covered by military reservation

39,302 Affected population in areas partially covered by military reservation

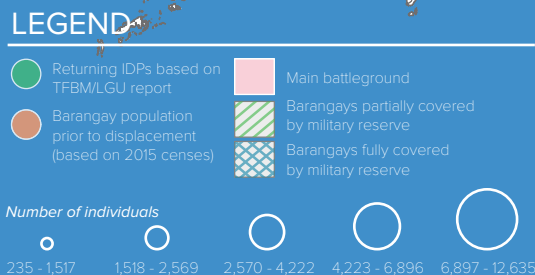
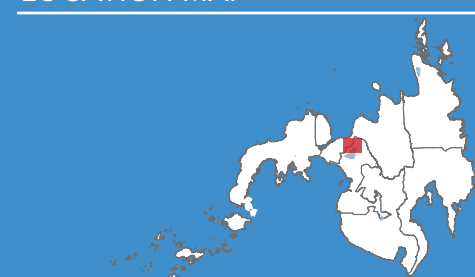
"GROUND ZERO" FIGURES

24 DAMAGED BARANGAYS
Residents therein may not be able to return within four years, according to government estimates

127,309 INDIVIDUALS
(based on Marawi LGU report)

65,256 INDIVIDUALS
(based on 2015 census)

LOCATION MAP



POPULATION FIGURES

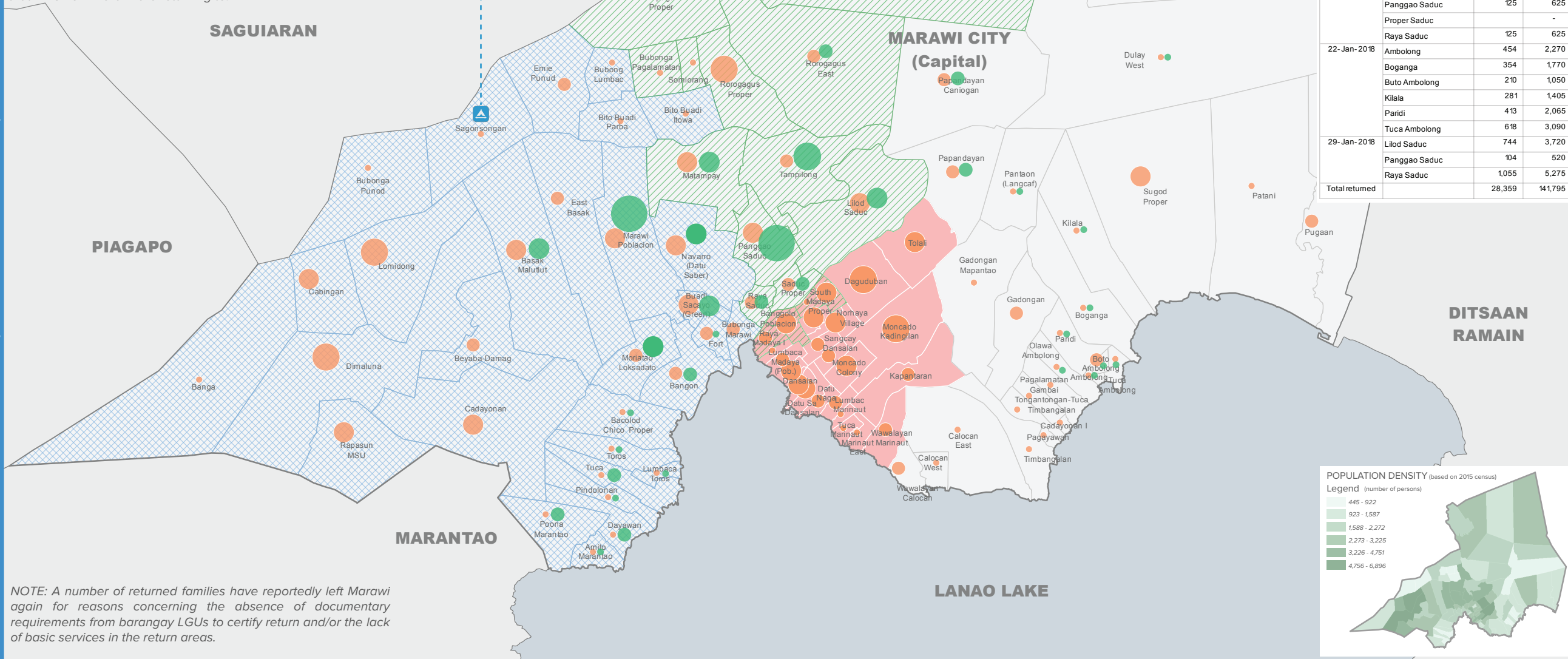
201,785 (based on 2015 census)
207,679 2017 population based on projected annual growth rate
+1.45 Annual population growth rate

SAGONSONGAN TRANSITORY SITE

- 1,170 total shelters to be constructed
- 425 shelters under construction
- 745 shelters substantially completed
- 500 shelters awarded
- Priority to be given to IDPs in evacuation centers



NOTE: The shaded portions of the map indicating coverage of the military reservation only seeks to present the conditions of the land that IDPs from Marawi are returning to.



NOTE: A number of returned families have reportedly left Marawi again for reasons concerning the absence of documentary requirements from barangay LGUs to certify return and/or the lack of basic services in the return areas.

DAMAGED BARANGAYS
(Note: Only 2015 census figures were available)

Daguduban - 6,896
Moncado Kadingilan - 5,483
Datu sa dansalan - 3,675
Moncado Colony - 3,573
Banggolo Poblacion - 3,321
Norhaya Village - 3,206
Lilod Madaya (Pop.) - 3,066
Tolali - 2,879
Dansalan - 2,751
Sabala Manao - 2,745
Bubonga Lilod Madaya - 2,699
Sangcay Dansalan - 2,484
Kapantaran - 2,443
Lumbaca Madaya (Pop.) - 2,343
Datu Naga - 2,341
Sabala Manao Proper - 2,331
Raya Madaya I - 2,272
Wawalayan Marinaut - 2,229
Marinaut West - 1,932
South Madaya Proper - 1,396
Tuca Marinaut - 1,347
Marinaut East - 1,291
Raya Madaya II - 1,28

Date of return	Barangay	Actual validated	Estimated persons
29-Oct-2017	Basak Malulut	1,312	6,560
31-Oct-2017	East Basak	688	3,440
	Marawi Poblacion	1,320	6,600
01-Nov-2017	Bo. Green	514	2,570
	Loksadatu	550	2,750
02-Nov-2017	Matampay	1,252	6,260
	Tampilong	900	4,500
03-Nov-2017	Datu Saber	1,390	6,950
04-Nov-2017	Panggao Saduc	1,281	6,405
20-Nov-2017	Bacolod Chico	298	1,490
	Lumbaca Toros	173	865
	Toros	245	1,225
	Tuca	361	1,805
21-Nov-2017	Amito Marantao	335	1,675
	Dayawan	329	1,645
	Pindolonan	233	1,165
	Poona Marantao	575	2,875
23-Nov-2017	Bangon	1,791	8,955
	Bo. Fort	772	3,860
09-Dec-2017	Dulay Proper	281	1,405
	Dulay West	338	1,690
	Guimba	870	4,350
	Malimono	571	2,855
11-Dec-2017	Bangco	521	2,605
	Cabasaran	1,223	6,115
	Komatan Matampay	736	3,680
	Rorogagus East	477	2,385
28-Dec-2017	Pantaon	315	1,575
	Papandayan	1,267	6,335
	Papandayan Caniogan	2,783	13,915
19-Jan-2018	Lilod Saduc	175	875
	Panggao Saduc	125	625
	Proper Saduc	-	-
	Raya Saduc	125	625
22-Jan-2018	Ambolong	454	2,270
	Boganga	354	1,770
	Buto Ambolong	210	1,050
	Kilala	281	1,405
	Paridi	413	2,065
	Tuca Ambolong	618	3,090
29-Jan-2018	Lilod Saduc	744	3,720
	Panggao Saduc	104	520
	Raya Saduc	1,055	5,275
Total returned		28,359	141,795